

LIMONEIRA[®]

1893

Heritage History Legacy[™]

2023 Annual Report



Senior Management



Mark Palamountain

Chief Financial Officer

Harold Edwards

President & CEO



Board of Directors



Left to Right

Elizabeth Mora

Peter Nolan

Edgar A. Terry

Harold S. Edwards

Scott S. Slater
Chairperson of the Board

Gordon E. Kimball

Barbara Carbone



Management



Left to Right

Susan Jones-Ng

Director of Global Sales and Citrus
Marketing

Kurt Metheny

Director of
Harvesting

Greg Hamm

Vice President &
Corporate Controller

Juan Velazco

Director of Lemon
Packing

Eric Tovas

Director of
Information Technology

Tomas Gonzalez

Director of Global Food
Safety & Compliance

Dyson Schneider

Director of Northern
Farming Operations

Amy Fukutomi

Vice President of Compliance and
Corporate Secretary

Ryan Nasalroad

Manager,
Service Operations

Debra Walker

Director of
Human Resources

Edgar Gutierrez

Vice President of
Farming Operations

Michael Gonzales

Marketing Manager

Anthony Ecuyer

Vice President of Packing &
Technology

Kevin Poindexter

Director of Desert Farming
Operations

Vince Giacolone

Director of Southern
Farming Operations

Stewart Lockwood

Vice President of
Field Operations

John Carter

Vice President
of Citrus

Jacob John

Director of IT
Applications

Rosie Castillo

Director of Housing &
Commercial Operations

Kelly Lindell

Director of SEC Reporting and
Technical Accounting

Lee Nesbitt

General Manager,
Windfall Farms
(not pictured)

LIMONEIRA[®]

1893

Heritage History Legacy[™]

Over 130 Years of
Sustainable Farming



CHAIRPERSON'S LETTER TO THE SHAREHOLDERS


As we turn the corner into the first quarter of 2024, the Board is looking forward to management's continued implementation of the strategic plan. Fiscal year 2023 brought about significant successes in the profitable disposition of well over \$100 million in non-strategic assets, reduced debt and the emergence of new related operations, such as the provision of farm services to owner-growers. It is now reasonably well known that on December 1, 2023 the Company announced its initiation of a process that will assist us in ascertaining the true value of the enterprise and its individual parts. More importantly it will lead us to a better understanding of the best corporate structure, alliances, ventures, sales and combinations that can be designed and adopted in pursuit of objective to add greater value to the Company and maximize the benefit and return to our shareholders.

In short, we acknowledge the importance of determining the highest and best use of our assets, in a post-pandemic international marketplace. We are blessed to own valuable land and water resources that have been sustainably managed to ensure continued productivity for decades to come. Our historical experience and internal processes have already led us to an increased appreciation of the comparatively special value of the California avocado. In recognition of this fact, we have begun to repurpose existing orchards in Ventura County moving out of lemons and into avocados. While we are bullish on the long-term value of California avocados, we also embrace our important role in improving our profitability in growing lemons. Toward this end, the Board is supportive of management's objective of reducing our lemon cultivation while increasing our farm management, packing and selling services. Our farming practices are generally understood to be both sustainable and comparatively more productive. We will strive to increase productivity and reduce costs relative to our peers and this will be an important focus in 2024.

It is also true that some of our land is destined for continuing development through our trusted relationship with our surrounding community. Our partnership with The Lewis Group of Companies has given Ventura County something to be pleased about with the successful Harvest Project and its role in providing new housing. However, the drastic housing shortage in Ventura County is growing and Californians still want and need new homes. Limoneira pledges to contribute in this important discussion and we will faithfully work with the City of Santa Paula and Ventura County in an effort to solve the housing crisis.

In all things, we realize that Limoneira is dependent upon contributions from its valued employees, partner growers, customers, and the many relationships it has in every community in which we do business. We are grateful for these many contributions and from the support of our shareholders as we have undergone material changes. We look forward to delivering on our promises in 2024.

Sincerely Yours,

A handwritten signature in black ink, appearing to read "Scott S. Slater". The signature is fluid and cursive, with the first name "Scott" being the most prominent.

Scott S. Slater
Chairperson of the Board

CEO'S LETTER TO THE SHAREHOLDERS

Fiscal year 2023 was a year of significant accomplishment for Limoneira. The Board of Directors and Management's actions to transition our *One World of Citrus* to an "asset-lighter" model, including the expansion of services, the streamlining of operations, and the sales of non-strategic assets, have now put us into position to improve our consistency of earnings, reduce our debt, right size our balance sheet, increase our EBITDA and dividends, and improve our returns on invested capital. We have been pleased with our progress but still have more to do.

The company's sale of its Oxnard Lemon packing house to the Port of Hueneme for \$20 million and the sale of its Northern Properties to PGIM Agricultural Investments, a division of the Prudential Insurance Company, for \$100 million, allowed Limoneira to reduce its net debt to \$37 million by the end of the fiscal year – down from \$105 million in fiscal year 2022. These actions proved fortuitous given the increases in interest rates this past year. The Northern Properties sale allowed Limoneira to establish a new value-adding operating division within the company providing farm management services to PGIM and offering these services to other interested farm owners throughout California and Arizona. Limoneira retained approximately one million cartons of fresh lemons produced on the Northern Properties in its supply chain through a marketing agreement with PGIM as part of the ongoing business arrangement. The company recorded a \$40 million profit with the sale and took advantage of the gain to exit unprofitable business operations caused by the fundamental global oversupply of lemons and the corresponding negative impact on lemon pricing and profit margins. The company fully funded its long-term pension obligation which it then successfully transferred to a financial institution in 2023, eliminating future risk and costs. The combination of these actions leaves Limoneira in a much stronger financial position as it enters fiscal year 2024.

Limoneira's Board of Directors and Management recently updated the company's strategic plan to include:

- **Growing our *One World of Citrus* business model in an "asset lighter" way by**
 - Expanding packing, marketing, and selling services to Grower Partners
 - Expanding our newly formed Farm Management Services to farm owners throughout California and Arizona
 - Expanding our marketing and selling services to citrus suppliers throughout the world
- **Expanding Ventura County avocado production while decreasing Ventura County lemon production**
- **Unlocking the market value of identified non-strategic assets.**
 - Executing an identified roadmap of sales of non-strategic assets

- **Real Estate Development**
 - Executing the development of the Harvest at Limoneira master-planned community in Santa Paula (East Area 1)
 - Executing the development of the Harvest Medical Pavilion in Santa Paula (East Area 2)
- **Exploring forward integration into avocado packing, marketing, and selling**

We have made great progress on the updated strategic plan to date. We have successfully developed a grower services team that has recruited and retained over one million additional fresh lemon cartons from new grower partners. We have sold four of the six non-strategic assets identified for monetization for a total of \$130 million in proceeds, with \$50 million remaining. We established a 3-year fallowing program in Yuma, Arizona that will drive \$1.3 million of annual revenue from idling 600 of the 1,300 acres of farmland in Yuma. We have pivoted our San Joaquin Valley operations to farming services provider, packer, marketer, and seller. We have eliminated unprofitable operations in Cadiz. We terminated our long-term retirement plan for annual plan savings of approximately \$1 million. Finally, as mentioned, we reduced our net debt position to \$37 million at the end of fiscal year 2023, strengthening our balance sheet.

As suggested earlier, we still have more to do. We will continue our drive towards being “asset lighter” by moving towards 75% of our lemon source volume from grower partners and agency in the next 5 years – up from 60% today. We will work to refine and expand our farm management services division. We intend to sell the remaining two non-strategic assets identified for monetization for expected total proceeds of \$50 million. We will diligently pursue additional water fallowing/monetization opportunities in Yuma, Arizona and seek to monetize water rights in the Santa Paula Water Basin. We will increase our Ventura County avocado production to 2,000 acres and reduce our Ventura County lemon production to 1,000 acres over the next five years. Lastly, we will explore ways to add value to avocados beyond production in ripening, packing, marketing, and selling as a complement to our *One World of Citrus* product offerings.

Lemon markets around the world are currently oversupplied, which has had a negative impact on lemon pricing and profit margins for lemon producers in California, Arizona and worldwide. This lemon oversupply and lower lemon pricing environment comes during a period of inflationary pressure on lemon production, packing and distribution costs which have effectively eroded profit margins for Limoneira and other lemon producers around the world. Higher lemon production yields, higher percentages of lemon quality, and higher levels of fresh utilization are now critical for improving lemon profitability today, given the realities of lower prices and higher costs in our operating environment. We believe we can achieve the highest production yields, quality and fresh utilization for ourselves, our farm management services partners and our grower partners and will work relentlessly to execute and achieve profitable results in this challenging operating environment.

Avocado production in California enjoys a sustainable and complimentary competitive advantage to production from other parts of the world (Mexico, Peru, Colombia, and Chile) because of its seasonality (May – July) and its proximity to high value domestic markets that enjoy California avocado's high quality and freshness. As water scarcity becomes more prevalent in San Diego County, Orange County and Los Angeles County, more California avocado production will migrate to Ventura County where the avocado growing climate is ideal and there is a sustainable supply of water to produce avocados. Ventura County's avocado acreage expansion will accelerate given the challenges described earlier with lemon overproduction. Lemon trees will come out and avocados will go in. Since Ventura County's total avocado production capability is limited and California's total production capability is limited compared to the overall demand for avocados in the United States, we believe that Limoneira has the unique opportunity to take advantage of this sustainable market niche – hence the Ventura County pivot towards more avocado production and less lemon production. Today's higher density planting configurations and stronger root stocks for the popular Hass avocado variety better match soil conditions compared to older root stock options and planting configurations which combine to improve per acre yields for new plantings. New production technology also will assist us with our irrigation, fertilization and overall production and gives us excitement for our aggressive growth in avocado production. When the dust settles in five years, Limoneira will be farming 2,000 acres of avocados with annual avocado production targets of twenty to thirty million pounds and 1,000 acres of lemons with annual production targets of 1.6 million cartons in Ventura County.

The Harvest at Limoneira master-planned community development successfully sold the final 121 lots associated with Phase 1 of the project to Lennar and Richmond American in the fourth quarter of fiscal year 2023. These lot sales recorded a \$12 million profit to the Limoneira Lewis Community Builders LLC partnership and \$5 million of earnings to the Limoneira Company. Lot values appreciated over 40% from the same lot sales made at the beginning of Phase 1. These sales were welcome following 18 months of rising mortgage rates which slowed new home construction and home sales during that time. We are now actively marketing Phase 2 of the Harvest at Limoneira master plan, The Foothill Neighborhood, comprised of 554 hillside lots. Interest from homebuilders in the lots has been high and we look forward to lot sale announcements in fiscal year 2024.

Residents of homes in Harvest at Limoneira are enjoying the homes built by Lennar, KB Home, K. Hovnanian, and Richmond American. They are also enjoying the recently constructed first phase of a 38-acre sports park as well as the many amenities the master plan provides. It is gratifying to see the Harvest at Limoneira development gaining momentum and bringing valuable new housing to Santa Paula and Ventura County.

We are nearing the conclusion of negotiations with the City of Santa Paula to increase the entitled lots approved for the Harvest at Limoneira project from 1,500 dwelling units to 2,050 units – an increase of 550 lots. This increase in lots was made possible by the Santa Paula Unified School District transferring twelve acres of entitled land back to Limoneira Lewis Community Builders LLC

due to a lack of student demand. This increase in dwelling units for the project was also made possible by Limoneira dedicating its 17-acre retained parcel within the Harvest at Limoneira master plan towards the development of three hundred new apartments for the project, which we plan to construct and operate in partnership with The Lewis Group.

The Harvest Medical Pavilion (East Area 2) moved closer towards development and monetization this past year as well. We anticipate closing on the sale of a 5-acre parcel to Pacific Coast Investments, Inc. for the construction of medical office buildings in August 2024. We also look forward to closing the sale of a 2-acre parcel to a popular national quick-serve-restaurant chain in June 2025, closing the sale of a 2.5-acre contiguous parcel to a national hotel operator in June 2025 and finally, closing the sale of an additional 5-acre parcel to Pacific Coast Investments, Inc. for the construction of a new Santa Paula Hospital operated by the Ventura County Healthcare Administration in June 2025. These transactions leave 18-acres of Limoneira owned property in East Area 2 that we are actively marketing.

We sold 4.8 million cartons of fresh lemons in fiscal year 2023 at an average sales price of \$18.24. We also sold 3.8 million pounds of avocados at an average price of \$1.06. Total revenue for the company was \$180 million which was 3% lower than fiscal year 2022 revenue caused by lower fresh lemon utilization, lower lemon prices and lower avocado production year-on-year. EBITDA for the year of \$22 million was primarily driven by the gain on the sale of assets and masked challenging lemon fresh utilization, low lemon selling prices, and low avocado production. As we enter fiscal year 2024 we anticipate higher lemon sales volumes, higher lemon sales prices, and higher avocado production for the year.

We experienced several changes to our Board of Directors this past year, and I would like to recognize and thank retiring directors Wyatt Merriman, Robert Sawyer, and Betsy Chess for their wisdom and valuable contributions to Limoneira over many years of dedicated service. I would also like to thank our refreshed and energized seven-member Board of Directors for their insights and wisdom guiding management through these important times of transition and change. We are working collaboratively together to plot our course towards operational improvement and success while focusing on daily execution to get there. On behalf of the management team and all the employees of Limoneira we would also like to thank our shareholders for your ongoing support and belief in Limoneira's investment thesis. We are excited about the transition the company is making and confident it will yield valuable results for years to come.

Sincerely,

A handwritten signature in black ink, appearing to read "H. S. Edwards". The signature is fluid and cursive, with a large initial "H" and "S".

Harold S. Edwards
President & CEO

Limoneira Company

An aerial photograph of a citrus orchard at sunrise. The sun is low on the horizon, creating a golden glow and long shadows. In the background, there are mountains and a layer of fog or low clouds. In the foreground, there are several large industrial buildings with flat roofs, some of which have solar panels installed. The overall scene is peaceful and scenic.

This past year, Limoneira went on a wonderful journey, looking back through an incredible 130 years of Heritage, History and Legacy in Agriculture. 2023 was another phenomenal year, adding to the Limoneira legacy as we continued to flourish as a leader in agriculture on the global stage. We maintain our status as one of the world's leading citrus providers, thanks to our renowned One World of Citrus® business model that has allowed Limoneira to reach new, incomparable heights of success.

Limoneira is a stalwart in the citrus industry, as our commitment to our customers, partners, and our team members have withstood the test of time. We are no stranger to adversity, and since 1893, we have more than overcome. Through it all, we have conquered each and every challenge that has come our way while still operating at the highest standards. Limoneira takes its role as an innovator seriously, and we continue to ideate creative new ways to operate and consistently grow high-quality, nutritious citrus.

Limoneira has successfully adapted to the shifting landscape of food service, retail markets, and logistics by developing new practices to increase its revenue streams and customer base worldwide. We have also been able to grow and offer more citrus and distribute higher volumes of citrus than ever before.

Since 1893, ecological wellness has guided Limoneira's farming innovations—that has not changed. Limoneira is committed to environmental leadership. To this end, we have launched our new sustainability campaign—Climate Smart Lemons™. While sustainability isn't a new practice for Limoneira, we want to showcase that we can better serve our customers, employees, and the community by continuously improving upon our sustainable and environmentally sound agricultural practices at our ranch, orchards, buildings, and campuses. These consistent and significant practices are what will ensure that Limoneira continues to flourish and that it will continue to be successful for years to come.

Limoneira is as industrious as ever, working toward its goal of increasing value and revenue through a diversified approach. Our sales and operations have become more efficient due to significant technological innovations. Limoneira continues to adapt to these everchanging technological advancements.

Limoneira has a legacy of 130 years of effective business practices. We recognize that to maintain that legacy, cutting-edge technology will be instrumental in providing a transformational opportunity to increase operational efficiencies and company revenue. Thanks to our transition to new technology, Limoneira has changed its processes, resulting in more cost-efficient irrigation and fertilization and more accurate forecasting and sales opportunities. The models Limoneira uses can pinpoint when each piece of fruit will be ready to harvest and the fruit's unique grade and size. Limoneira can now build specific operational procedures and sales programs tailored to food service and retail clients.

Limoneira's focus has shifted to developing our outside grower partnerships and recruiting. Not only are we transitioning into new technology, but Limoneira is also adopting an asset-light business model.

Water is one of our most valuable resources that will likely face environmental challenges. Fortunately, Limoneira's water resources include approximately 28,000-acre feet of water rights, usage rights, and pumping rights associated with Limoneira land. As stewards of an incredibly large amount of water, we continue to improve upon our sustainable water management.

Real estate for Limoneira is an incredible asset. It increases our opportunity for possible business expansion, provides another revenue stream with rental properties, and provides space for homes for valuable farm workers. Our rental properties are a source of cash flow for further expansion of Limoneira operations. Limoneira also has local real estate development with the Harvest at Limoneira community. Harvest at Limoneira enhances the overall company value, favorably impacts the community, and adds new revenue to the bottom line. Limoneira's workforce housing provides its employees a safe and stable living environment. We aim to foster the well-being of our Limoneira family, and having a clean and safe place to live is crucial to that well-being. A vibrant, healthy community is the hallmark of Limoneira's culture. Creating this happy, healthy, and thriving environment is priceless.





2023 saw the launch of the 130 Years of Heritage Campaign and our anniversary celebration on March 4th. Throughout the year, we shared images, videos, and stories from Limoneira's journey of growth from a two-person partnership with a vision of a thriving California citrus industry to a global business with employees and partners across the world. Even as Limoneira looks towards the future, it remains committed to maintaining its Heritage, History, and Legacy in Agriculture.

Central to Limoneira is our deep commitment to our employees and sustainable practices. Many of the employees that make up our unique corporate culture are rooted in Limoneira history, as they've been a part of the Limoneira family for years, decades, and even generations. A prime example of that is Harold S. Edwards, the sixth and current President and CEO, who has not only led the company for two decades, but is also the fifth generation who has become part of Limoneira's family. He notes, "Every new or old member of Limoneira is celebrated as another unique addition to our most important asset, our people."

Limoneira also takes particular pride in the stewardship of our land—from the land that started it all back in 1893 to the land we've acquired since then. Located in Ventura County, Limoneira's citrus has continued to thrive on the same land for 130 years due to our commitment to using only the highest quality and sustainable agricultural practices. Limoneira recognizes the importance of a healthy environment and pledges to ensure that its land will continue to grow world-class citrus successfully for another 130 years and beyond.

We enjoyed our trip down memory lane so much that we decided to keep sharing content highlighting our Heritage, History, and Legacy. Look out for more 130-years content on all our platforms.

Agribusiness

The demand for delicious and nutritious citrus is ever-growing, and we at Limoneira are committed to growing with it. Through our global production, we have been able to fulfill that demand. Citrus has been in the spotlight as consumers look towards it as a source of health and wellness. Restaurants also continue to need citrus products as their clientele grows. In the home, citrus remains an important staple in creating healthy home-cooked meals.

Limoneira's One World of Citrus® business model ensures that we are able to serve global grocery retailers and food service companies year-round. Our partnerships have been integral in maintaining our global production.

Limoneira operates a little differently than our competitors. A higher percentage of Limoneira crops go directly to the fresh market, giving the Company a competitive edge over other growers and packers—who doesn't love a direct farm-to-market-to-table operation.

The Company projects we will experience improving year-over-year results in the incoming year due to our stronger position in retail and club grocery. Limoneira is held in high esteem by our retail partners because of our ongoing commitment to vertical integration, our high environmental standards, and our history of being a consistent and leading citrus provider. Retailers know that Limoneira is a trustworthy citrus company guaranteed to bring them the very best citrus.



UNITED STATES
SECURITIES AND EXCHANGE COMMISSION
Washington, D.C. 20549

FORM 10-K

(Mark One)

ANNUAL REPORT PURSUANT TO SECTION 13 OR 15(d) OF THE SECURITIES EXCHANGE ACT OF 1934

For The Fiscal Year Ended **October 31, 2023**

OR

TRANSITION REPORT PURSUANT TO SECTION 13 OR 15(d) OF THE SECURITIES EXCHANGE ACT OF 1934

For The Transition Period From To

Commission File Number: **001-34755**

LIMONEIRA COMPANY

(Exact name of registrant as specified in its charter)

Delaware

77-0260692

(State or other jurisdiction of incorporation or organization)

(I.R.S. Employer Identification Number)

1141 Cummings Road
Santa Paula, CA 93060

(Address of principal executive offices and zip code)

Registrant's telephone number, including area code: (805) 525-5541

Securities registered pursuant to Section 12(b) of the Act:

<u>Title of each class</u>	<u>Trading symbol</u>	<u>Name of each exchange on which registered</u>
Common Stock, par value \$0.01	LMNR	The NASDAQ Stock Market LLC (NASDAQ Global Select Market)

Securities registered pursuant to Section 12(g) of the Act: None

Indicate by check mark if the registrant is a well-known seasoned issuer, as defined in Rule 405 of the Securities Act. Yes No

Indicate by check mark if the registrant is not required to file reports pursuant to Section 13 or Section 15(d) of the Act. Yes No

Indicate by check mark whether the registrant: (1) has filed all reports required to be filed by Section 13 or 15(d) of the Securities Exchange Act of 1934 during the preceding 12 months (or for such shorter period that the registrant was required to file such reports), and (2) has been subject to such filing requirements for the past 90 days. Yes No

Indicate by check mark whether the registrant has submitted electronically every Interactive Data File required to be submitted pursuant to Rule 405 of Regulation S-T (§232.405 of this chapter) during the preceding 12 months (or for such shorter period that the registrant was required to submit such files). Yes No

Indicate by check mark whether the registrant is a large accelerated filer, an accelerated filer, a non-accelerated filer, smaller reporting company or an emerging growth company. See the definitions of "large accelerated filer," "accelerated filer," "smaller reporting company" and "emerging growth company" in Rule 12b-2 of the Exchange Act.

Large accelerated filer Accelerated filer Non-accelerated filer Smaller reporting company Emerging growth company

If an emerging growth company, indicate by check mark if the registrant has elected not to use the extended transition period for complying with any new or revised financial accounting standards provided pursuant to Section 13(a) of the Exchange Act.

Indicate by check mark whether the registrant has filed a report on and attestation to its management's assessment of the effectiveness of its internal control over financial reporting under Section 404(b) of the Sarbanes-Oxley Act (15 U.S.C. 7262(b)) by the registered public accounting firm that prepared or issued its audit report.

Indicate by check mark whether the registrant is a shell company (as defined in Rule 12b-2 of the Act). Yes No

If securities are registered pursuant to Section 12(b) of the Act, indicate by check mark whether the financial statements of the registrant included in the filing reflect the correction of an error to previously issued financial statements.

Indicate by check mark whether any of those error corrections are restatements that required a recovery analysis of incentive-based compensation received by any of the registrant's executive officers during the relevant recovery period pursuant to §240.10D-1(b).

Based on the closing price as reported on the NASDAQ Global Market, the aggregate market value of the registrant's Common Stock held by non-affiliates on April 30, 2023 (the last business day of the registrant's most recently completed second fiscal quarter) was approximately \$204.0 million. Shares of Common Stock held by each executive officer and director and by each stockholder affiliated with a director or an executive officer have been excluded from this calculation because such persons may be deemed to be affiliates. This determination of affiliate status is not necessarily a conclusive determination for other purposes. The number of outstanding shares of the registrant's Common Stock as of November 30, 2023 was 17,994,110.

DOCUMENTS INCORPORATED BY REFERENCE

Portions of the registrant's Proxy Statement for the 2024 Annual Meeting of Stockholders, which we intend to hold on March 26, 2024, are incorporated by reference into Part III of this Annual Report on Form 10-K. The definitive Proxy Statement will be filed within 120 days after October 31, 2023.

LIMONEIRA COMPANY

TABLE OF CONTENTS

PART I	<u>5</u>
Item 1. Business	<u>5</u>
Item 1A. Risk Factors	<u>16</u>
Item 1B. Unresolved Staff Comments	<u>28</u>
Item 2. Properties	<u>29</u>
Item 3. Legal Proceedings	<u>30</u>
Item 4. Mine Safety Disclosures	<u>30</u>
PART II	<u>31</u>
Item 5. Market for Registrant’s Common Equity, Related Stockholder Matters and Issuer Purchases of Equity Securities	<u>31</u>
Item 6. Reserved	<u>33</u>
Item 7. Management’s Discussion and Analysis of Financial Condition and Results of Operations	<u>33</u>
Item 7A. Quantitative and Qualitative Disclosures about Market Risk	<u>43</u>
Item 8. Financial Statements and Supplementary Data	<u>43</u>
Item 9. Changes in and Disagreements with Accountants on Accounting and Financial Disclosure	<u>82</u>
Item 9A. Controls and Procedures	<u>82</u>
Item 9B. Other Information	<u>84</u>
Item 9C. Disclosure Regarding Foreign Jurisdictions that Prevent Inspections	<u>84</u>
PART III	<u>85</u>
Item 10. Directors, Executive Officers and Corporate Governance	<u>85</u>
Item 11. Executive Compensation	<u>85</u>
Item 12. Security Ownership of Certain Beneficial Owners and Management and Related Stockholder Matters	<u>85</u>
Item 13. Certain Relationships and Related Transactions and Director Independence	<u>85</u>
Item 14. Principal Accounting Fees and Services	<u>85</u>
Part IV	<u>86</u>
Item 15. Exhibits and Financial Statement Schedules	<u>86</u>
Item 16. Form 10-K Summary	<u>86</u>
SIGNATURES	<u>92</u>

FORWARD-LOOKING STATEMENTS

This Annual Report on Form 10-K (this “Annual Report”) contains statements which, to the extent that they do not recite historical fact, constitute forward-looking statements. These statements can be identified by the fact that they do not relate strictly to historical or current facts and may include the words “may,” “will,” “could,” “should,” “would,” “believe,” “expect,” “anticipate,” “estimate,” “intend,” “plan” or other words or expressions of similar meaning. We have based these forward-looking statements on our current expectations about future events. The forward-looking statements include statements that reflect management’s beliefs, plans, objectives, goals, expectations, anticipations and intentions with respect to our financial condition, results of operations, future performance and business, including statements relating to our business strategy and our current and future development plans.

The potential risks and uncertainties that could cause our actual financial condition, results of operations and future performance to differ materially from those expressed or implied in this Annual Report include:

- success in executing the Company's business plans and strategies and managing the risks involved in the foregoing;
- negative impacts related to the COVID-19 pandemic and our Company's responses to the pandemic;
- changes in laws, regulations, rules, quotas, tariffs and import laws;
- adverse weather conditions, natural disasters and other adverse natural conditions, including freezes, rains, fires, winds and droughts that affect the production, transportation, storage, import and export of fresh produce;
- market responses to industry volume pressures;
- increased pressure from disease, insects and other pests;
- disruption of water supplies or changes in water allocations;
- disruption in the global supply chain;
- product and raw materials supplies and pricing;
- energy supply and pricing;
- changes in interest rates and the impact of inflation;
- availability of financing for development activities;
- general economic conditions for residential and commercial real estate development;
- political changes and economic crises;
- international conflict;
- acts of terrorism;
- labor disruptions, strikes, shortages or work stoppages;
- the impact of foreign exchange rate movements;
- ability to maintain compliance with covenants under our loan agreements;
- loss of important intellectual property rights; and
- other factors disclosed in our public filings with the Securities and Exchange Commission (the “SEC”).

In addition, this Annual Report contains industry data related to our business and the markets in which we operate. This data includes projections that are based on a number of assumptions. If these assumptions turn out to be incorrect, actual results could differ from the projections or estimates. We urge you to carefully review this Annual Report, particularly the section entitled “Risk Factors,” for a complete discussion of the risks of an investment in our common stock.

Although we believe that the expectations reflected in the forward-looking statements are reasonable, we cannot guarantee future results, level of activity, performance or achievements. Many factors discussed in this Annual Report, some of which are beyond our control, will be important in determining our future performance. Consequently, actual results may differ materially from those that might be anticipated from forward-looking statements. In light of these and other uncertainties, you should not regard the inclusion of a forward-looking statement in this Annual Report as a representation by us that our plans and objectives will be achieved, and you should not place undue reliance on such forward-looking statements. We undertake no obligation to publicly update or revise any forward-looking statements, whether as a result of new information, future events or otherwise, except as required by law.

All references to “we,” “us,” “our,” “our Company,” “the Company,” or “Limoneira” in this Annual Report mean Limoneira Company, a Delaware corporation, and its consolidated subsidiaries.

PART I

Item 1. Business

Limoneira Company, a Delaware corporation, is the successor to several businesses with operations in California since 1893. Our business and operations are described below. For detailed financial information with respect to our business and our operations, see our consolidated financial statements and the related notes to consolidated financial statements, which are included in Item 8 in this Annual Report. In addition, general information concerning our Company can be found on our website at www.limoneira.com. All of our filings with the SEC, including but not limited to, Annual Reports on Form 10-K, Quarterly Reports on Form 10-Q, Current Reports on Form 8-K, and any amendments thereto, are available free of charge on our website as soon as reasonably practicable after such material is electronically filed with or furnished to the SEC. The contents of our website referred to above are not incorporated into this Annual Report. Further, any references to our website are intended to be interactive textual references only.

Overview

We are primarily an agribusiness company founded and based in Santa Paula, California, committed to responsibly using and managing our approximately 11,100 acres of land, water resources and other assets to maximize long-term stockholder value. Our current operations consist of fruit production, sales and marketing, rental operations, real estate and capital investment activities.

Agribusiness activities are performed through these four reporting segments:



We are one of California's oldest citrus growers. According to Sunkist Growers, Inc., we are one of the largest growers of lemons in the United States and, according to the California Avocado Commission, one of the largest growers of avocados in the United States. In addition to growing lemons and avocados, we grow oranges and other crops. We have agricultural plantings throughout Ventura and San Luis Obispo in California and Yuma County in Arizona, La Serena, Chile and Jujuy, Argentina, which collectively consist of approximately 3,500 acres of lemons, 1,200 acres of avocados, 100 acres of oranges and 400 acres of wine grapes. We also operate our own packinghouses in Santa Paula, California and Yuma, Arizona, where we process, pack and sell lemons that we grow, as well as lemons grown by others. We have a 47% interest in Rosales S.A. ("Rosales"), a citrus packing, marketing and sales business, a 90% interest in Fruticola Pan de Azucar S.A. ("PDA"), a lemon and orange orchard and a 100% interest in Agricola San Pablo, SpA ("San Pablo"), a lemon and orange orchard, all of which are located near La Serena, Chile. We have a 51% interest in a joint venture, Trapani Fresh Consorcio de Cooperacion ("Trapani Fresh"), a lemon orchard in Argentina.

Our water resources include water rights, usage rights and pumping rights to the water in aquifers under, and canals that run through, the land we own. Water for our farming operations is sourced from the existing water resources associated with our land, which includes rights to water in the adjudicated Santa Paula Basin (aquifer) and the un-adjudicated Fillmore and Paso Robles Basins (aquifers). We also use surface water in Arizona from the Colorado River through the Yuma Mesa Irrigation and Drainage District ("YMIDD"). We use ground water provided by wells and surface water for our PDA and San Pablo farming operations in Chile and our Trapani Fresh farming operations in Argentina. We use ground water from the San Joaquin Valley Basin and water from local water and irrigation districts in Tulare County, which is in California's San Joaquin Valley. We used ground water from the Cadiz Valley Basin in California's San Bernardino County.

For more than 100 years, we have been making strategic investments in California agriculture and real estate. We currently have an interest in two real estate development projects in California. These projects include multi-family housing, single-family homes and apartments of approximately 800 units in various stages of planning and development.

Fiscal Year 2023 Highlights and Recent Developments

On October 10, 2022, we entered into a Purchase and Sale Agreement, as amended (the “Agreement”), with PGIM Real Estate Finance, LLC (“PGIM”) to sell 3,537 acres of land and citrus orchards in Tulare County, California (the “Northern Properties”) for an adjusted purchase price of approximately \$100.0 million. The agreement became effective on January 25, 2023, when the Board of Directors (the “Board”) approved the Agreement, binding us to sell the Northern Properties and the transaction closed on January 31, 2023. We received net cash proceeds of approximately \$98.4 million and recorded a gain of approximately \$40.0 million. The proceeds were used primarily to pay down debt.

On January 31, 2023, we entered into a Farm Management Agreement (the “FMA”) with an affiliate of PGIM to provide farming, management and operations services related to the Northern Properties. The FMA has an initial term expiring March 31, 2024, and thereafter continuing from year to year unless earlier terminated under the terms of the FMA. Further, on January 31, 2023, we entered into a Grower Packing and Marketing Agreement to provide packing, marketing and selling services for lemons harvested on the Northern Properties for a minimum five-year term, subject to certain benchmarking standards.

During the three months ended January 31, 2023, the Company made funding contributions of \$2.5 million to fully fund and settle the plan obligations of the Limoneira Company Retirement Plan. Lump sum payments were made to a portion of the active and vested terminated participants and annuities were purchased for all remaining participants from an insurance company. There are no remaining benefit obligations or plan assets and the remaining accumulated other comprehensive loss was fully recognized.

On November 30, 2022, we sold our Sevilla property, received net proceeds of \$2.6 million and recorded an immaterial loss in the first quarter of fiscal year 2023.

On April 18, 2023, we entered into a Confidential Settlement Agreement and Release (the “Settlement Agreement”) with Southern California Edison and Edison International to formally resolve any and all claims related to the Thomas Fire in fiscal year 2018. Under the terms of the Settlement Agreement, the Company was awarded a total settlement of \$9.0 million. On May 19, 2023, the Company received approximately \$6.1 million, net of legal and related costs.

In April 2023, we determined that citrus farming operations were economically unviable on 670 acres of leased agricultural land at the Cadiz Ranch. As a result, we ceased farming operations, disposed of the related property, plant and equipment and recorded a loss on disposal of assets of \$9.0 million in the second quarter of fiscal year 2023.

In August 2023, we engaged with YMIDD and the United States Bureau of Reclamation in a fallowing and forbearance program at our Associated Citrus Packers, Inc. (“Associated”) ranch in Yuma, Arizona. We expect to receive approximately \$1.3 million annually, paid in quarterly installments, for fallowing approximately 600 acres out of 1,300 acres of farmland through calendar year 2025.

In October 2023, Limoneira Lewis Community Builders, LLC (“LLCB”) closed on lot sales representing 121 residential units and we recorded equity in earnings of investments of \$5.1 million for fiscal year 2023.

On December 1, 2023, we announced the commencement of a strategic review process to explore potential alternatives aimed at maximizing stockholder value. Potential strategic alternatives could include, but not be limited to, a sale of all or parts of the Company and its assets, a merger or other transaction. The Board has not set a timetable for completion of the review and no transaction or other outcome is guaranteed to take place. At this time, we cannot predict the impact that such strategic alternatives might have on our business, operations or financial condition.

On December 19, 2023, we declared a cash dividend of \$0.075 per common share to be paid on January 12, 2024, in the aggregate amount of approximately \$1.3 million to stockholders of record as of January 2, 2024.

COVID-19 Pandemic

The COVID-19 pandemic has had an adverse impact on the industries and markets in which we conduct business. In particular, the United States lemon market saw a significant decline in volume, with lemon demand falling since widespread shelter in place orders were issued in March 2020, resulting in a significant market oversupply. The export market for fresh produce also significantly declined due to the COVID-19 pandemic impacts.

The decline in demand for our products beginning the second quarter of fiscal year 2020 has negatively impacted our sales and profitability for the last four fiscal years. The COVID-19 pandemic may continue to impact our sales and profitability in future periods. The duration of these trends and the magnitude of such impacts cannot be estimated at this time, as they are influenced by a number of factors, many of which are outside management’s control, including, but not limited, to those presented in Item 1A. Risk Factors of this Annual Report.

Given the economic uncertainty as a result of the COVID-19 pandemic over the past four fiscal years, we have taken actions to improve our current liquidity position, including strategically selling certain assets, temporarily postponing capital expenditures and substantially reducing discretionary spending.

There is continued uncertainty around the breadth and duration of our business disruptions related to the COVID-19 pandemic, as well as its impact on the U.S. economy and the ongoing business operations of our customers. The ongoing impact of the COVID-19 pandemic on our results of operations, financial condition, or liquidity for fiscal year 2024 and beyond cannot be estimated at this point. The following discussions are subject to the future effects of the COVID-19 pandemic on our ongoing business operations.

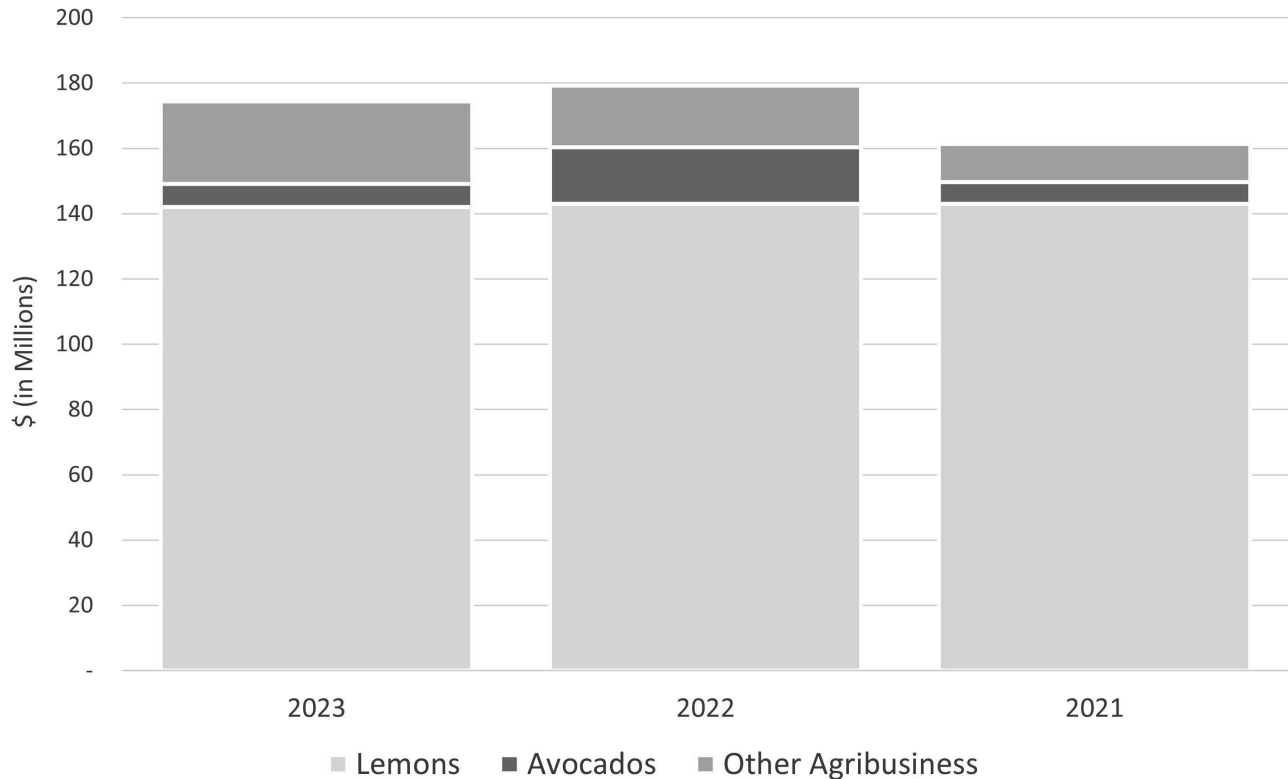
Business Division Summary

We have three business divisions: agribusiness, rental operations and real estate development. The agribusiness division is comprised of four reportable operating segments: fresh lemons, lemon packing, avocados and other agribusiness, which includes oranges, specialty citrus, other crops and farm management services. The agribusiness division includes our core operations of farming, harvesting, lemon packing and lemon sales operations. The rental operations division includes our residential and commercial rentals, leased land operations and organic recycling. The real estate development division includes our investments in real estate development projects. Financial information and discussion of our four reportable segments are contained in the notes to the accompanying consolidated financial statements of this Annual Report.

Agribusiness Summary



Agribusiness Revenues



Farming

Lemons. We market and sell lemons directly to our food service, wholesale and retail customers throughout the United States, Canada, Asia, Australia and certain other international markets. We are one of the largest lemon growers in the United States with approximately 3,500 acres of lemons planted primarily in Ventura County, California and in Yuma County, Arizona. Ventura County is California’s top lemon producing county. Approximately 55% of our lemons are grown in Ventura County and 24% are grown in Yuma County. We also grow approximately 21% of our lemons near La Serena, Chile.

There are many varieties of lemons, with the Lisbon, Eureka and Genoa being the predominant varieties marketed on a worldwide basis. Approximately 96% of our lemon plantings are of the Lisbon, Eureka and Genoa varieties and approximately 4% are of other varieties such as sweet Meyer lemons and Proprietary Seedless lemons. California-grown lemons are available throughout the year, with peak production periods occurring from January through August. The storage life of fresh lemons generally ranges from one to 18 weeks, depending upon the maturity of the fruit, the growing methods used and the handling conditions in the distribution chain.

Avocados. We are one of the largest avocado growers in the United States with approximately 1,200 acres of avocados planted throughout Ventura County.

California-grown avocados have peak production periods occurring between February and July. Because of superior eating quality, the Hass avocado has contributed greatly to the avocado’s growing popularity through its retail, restaurant and other food service uses. Approximately 95% of our avocado plantings are of the Hass variety. The storage life of fresh avocados generally ranges from one to four weeks, depending upon the maturity of the fruit, the growing methods used and the handling conditions in the distribution chain.

Through fiscal year 2021, the Company sold the majority of its avocado production to Calavo Growers, Inc. (“Calavo”), a packing and marketing company listed on the NASDAQ Global Select Market under the symbol CVGW. In February 2022, the Company terminated its Avocado Marketing Agreement and the associated Letter Agreement Regarding Fruit Commitment with Calavo to pursue opportunities with other packing and marketing companies.

Primarily related to differing soil conditions, the care of avocado trees is intensive. The need for more production per acre to compete with foreign sources of supply has required us to take an important lead in the practice of dense planting (typically four times the number of avocado trees per acre versus traditional avocado plantings) and mulching composition to help trees acclimate under conditions that more closely resemble those found in the tropics, a better climate for avocado growth.

Other Agribusiness. We have approximately 100 acres of oranges planted near La Serena, Chile. Approximately 72% of our orange plantings are of the Navel variety and approximately 28% are of the Valencia variety. We have approximately 400 acres of wine grapes. Additionally, we provide farm management services, which include farming, management and operations services mainly related to the Northern Properties.

Prior to the Northern Properties sale, we utilized third-party packinghouses to process and pack our oranges. A portion of our oranges was marketed and sold under the Sunkist brand by Sunkist and orders were processed by Sunkist-member packinghouses. As an agricultural cooperative, Sunkist coordinated the sales and marketing of the oranges and specialty citrus and orders were processed by Sunkist-member packinghouses for direct shipment to customers.

We currently market our wine grapes utilizing processors that are not members of agricultural cooperatives. Our wine grapes are harvested and sold to various wine producers.

Plantings

We have agricultural plantings on properties located in the United States, Chile and Argentina. The following is a description of our agriculture properties:

Ranch Name	County / State or Country	Total Acres	Lemons	Avocados	Oranges	Wine Grapes	Other
Limoneira/Olivelands	Ventura, CA	1,700	500	700	—	—	500
La Campana	Ventura, CA	300	—	300	—	—	—
Orchard Farm	Ventura, CA	1,100	500	—	—	—	600
Rancho La Cuesta	Ventura, CA	200	100	—	—	—	100
Limco Del Mar	Ventura, CA	200	100	100	—	—	—
Windfall Farms	San Luis Obispo, CA	700	—	—	—	400	300
Associated Citrus Packers	Yuma, AZ	1,300	600	—	—	—	700
Pan de Azucar & San Pablo	La Serena, Chile	3,500	500	—	100	—	2,900
Santa Clara	Jujuy, Argentina	1,200	1,000	—	—	—	200
Other agribusiness land	Various Counties, CA	400	200	100	—	—	100
Total		10,600	3,500	1,200	100	400	5,400
Percentage of Total		100 %	33 %	11 %	1 %	4 %	51 %

The *Limoneira/Olivelands Ranch* is the original site of our Company. Our headquarters, lemon packing operations and storage facilities are located on this property.

Other acres in the table above includes corporate and lemon packing facilities, land leased to other agricultural businesses, rental units, roads, creeks, hillsides and other open land.

Our orchards can maintain production for many years. For financial reporting purposes, we depreciate our orchards from 20 to 40 years depending on the fruit variety with the majority of our orchards depreciated over 20 to 30 years. We regularly evaluate our orchards' production and growing costs and based on these and other factors, we may decide to redevelop certain orchards. In addition, we may acquire agricultural property with existing productive orchards or without productive orchards, which would require new orchard plantings. The fruit varieties that we grow are typically non-producing for approximately the first four to five years after the year of planting. Orchards may continue producing fruit longer than their depreciable lives. The following table presents the number of acres planted by fruit variety and approximate age of our orchards:

	Age of Orchards			Total
	0-5 Years	6-25 Years	Over 25 Years	
Lemons	300	2,400	800	3,500
Avocados	400	300	500	1,200
Oranges	—	100	—	100
Wine grapes	100	300	—	400
Total	800	3,100	1,300	5,200

Lemon Packing and Sales

We are one of the oldest continuous lemon packing operations in North America. We pack and sell lemons grown by us as well as lemons grown by others, the operations of which are included in our financial statements under the lemon packing segment. Lemons delivered to our packinghouses in Santa Paula, California and Yuma, Arizona are sized, graded, cooled, ripened and packed for delivery to customers. Our ability to accurately estimate the size, grade and timing of the delivery of the annual lemon crop has a substantial impact on both our costs and the sales price we receive for the fruit.

A significant portion of the costs related to our lemon packing operation is fixed. We invest considerable time and research into refining and improving our lemon packing through innovation and are continuously searching for new techniques to refine how premium lemons are delivered to our consumers. Our strategy for growing the profitability of our lemon packing operations calls for optimizing the percentage of a crop that goes to the fresh market, or fresh utilization, and procuring a larger percentage of the California and Arizona lemon crop.

Rental Operations Summary

Our rental operations include our residential and commercial rentals, leased land operations and organic recycling.

We own and maintain 238 residential housing units located in Ventura County in California that we lease to employees, former employees and outside tenants. We also own several commercial office buildings. These properties generate reliable cash flows that we use to partially fund the operating costs of our business. As of October 31, 2023, we lease approximately 400 acres of our land to third-party agricultural tenants who grow a variety of row crops. Our leased land business provides us with a profitable method to diversify the use of our land. We also partner with one of our tenants and have an organic recycling facility on our land in Ventura County. Effective November 1, 2021, we also lease our 1,200-acre Santa Clara ranch in Argentina.

Real Estate Development Summary

We invest in real estate investment projects and recognize that long-term strategies are required for successful real estate development activities. Our goal is to redeploy real estate earnings and cash flow into the expansion of our agribusiness and other income producing real estate. For real estate development projects and joint ventures, it is not unusual for the timing and amounts of revenues and costs, partner contributions and distributions, project loans, other financing assumptions and project cash flows to be impacted by government approvals, project revenue and cost estimates and assumptions, economic conditions, financing sources and product demand as well as other factors. Such factors could affect our results of operations, cash flows and liquidity.

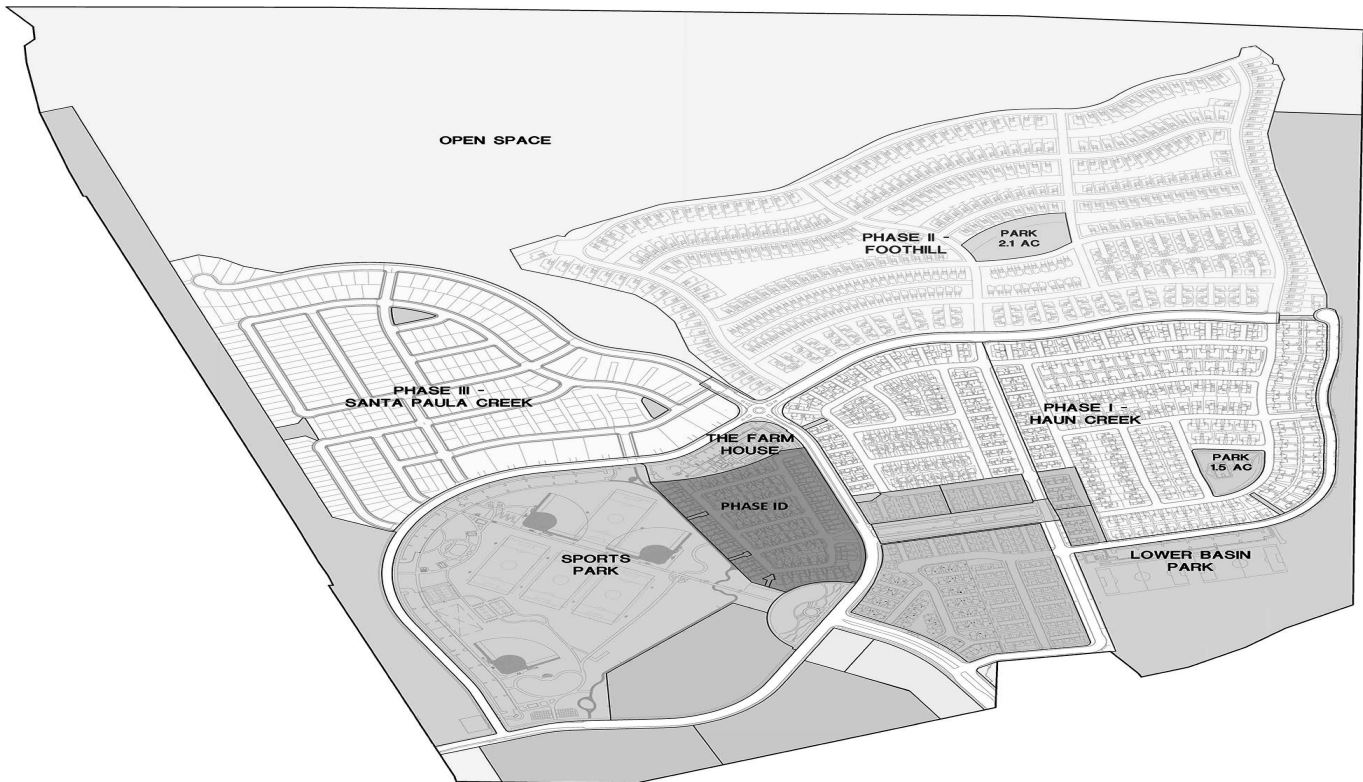
For more than 100 years, we have been making strategic real estate investments in California agricultural and developable real estate. Our current real estate developments include developable land parcels, multi-family housing and single-family homes with approximately 800 units in various stages of planning and development. The following is a summary of each of the strategic real estate investment properties in which we own an interest:

East Area I - Santa Paula, California. East Area I consists of 523 acres that we historically used as agricultural land and is located in Santa Paula approximately ten miles from the City of Ventura and the Pacific Ocean. This property was formerly known as our Teague McKeveatt Ranch. East Area I is the location for our master planned community of commercial and residential properties, named *Harvest at Limoneira*, designed to satisfy expected demand in a region that we believe will have few other developments in this coming decade.

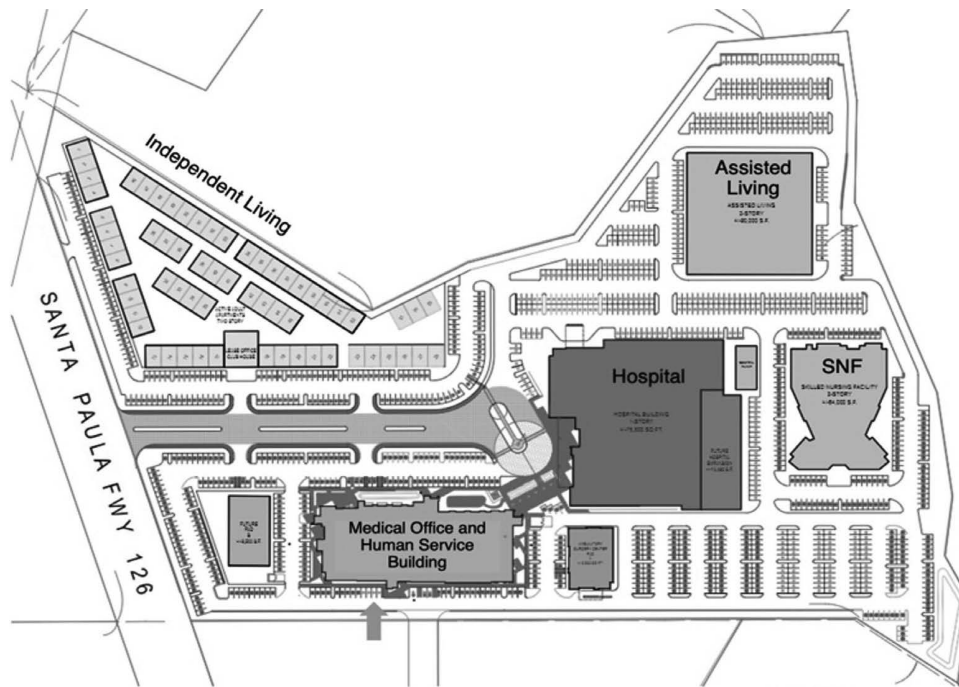
In November 2015, we entered into a joint venture with the Lewis Group of Companies (“Lewis”) for the residential development of our East Area I real estate development project. To consummate the transaction, we formed LLCB as the development entity, contributed our East Area I property to the joint venture and sold a 50% interest in the joint venture to Lewis for \$20.0 million. The first phase of the project broke ground to commence mass grading in November 2017. Approved project plans include approximately 1,500 residential units and site improvements. A total of 707 residential units have closed from the project’s inception to October 31, 2023.

In October 2022, we entered into another joint venture with Lewis for the development of our 17-acre East Area I Retained Property (“Retained Property”), which is located within the East Area I property. We formed LLCB II, LLC as the development entity, contributed our Retained Property to the joint venture and sold a 50% interest to Lewis for approximately \$8.0 million. In connection with the closing, we amended LLCB’s Limited Liability Company Agreement to provide that LLCB is to include the processing of final approval for additional residential units to be developed and constructed on the Retained Property.

The joint venture partners will share in capital contributions to fund project costs until loan proceeds and/or revenues are sufficient to fund the projects. Since inception, each partner has made funding contributions of \$21.4 million to LLCB and \$0.5 million to LLCB II. We expect to receive approximately \$123.0 million from LLCB, LLCB II and East Area II over the next seven years of the projects.



East Area II - Santa Paula, California. Our design associates and we are in the process of formulating plans for East Area II, a parcel of approximately 30 acres adjacent to East Area I. In July 2021, we entered into a non-binding letter of intent to sell approximately 25 acres of our East Area II property in five staged purchases to an investment company for the purpose of constructing a medical campus consisting of medical office buildings and an acute care hospital. Completion of the transaction is subject to the execution of a purchase and sale agreement and resolution of certain contingencies.



Santa Maria - Santa Barbara County, California. In fiscal year 2020, we entered into an agreement to sell our Sevilla property for \$2.7 million, which closed in the first quarter of fiscal year 2023.

Markets and Competitive Strengths

Agribusiness Operations

With agricultural operations dating back to 1893, we are one of California’s oldest citrus growers and one of the largest growers of lemons and avocados in the United States. Consequently, we have developed significant experience with a variety of crops, mainly lemons and avocados. The following is a brief list of what we believe are our significant competitive strengths with respect to our agribusiness operations:

- Our agricultural properties in Ventura County are located near the Pacific Ocean, which provides an ideal environment for growing lemons, avocados and row crops. Our agricultural properties in Yuma, Arizona, are also located in an area that is well-suited for growing citrus crops.
- Historically, a higher percentage of our crops goes to the fresh market, which is commonly referred to as fresh utilization, than that of other growers and packers with which we compete.
- We have contiguous and nearby land resources that permit us to efficiently use our agricultural land and resources.
- In all but one of our properties, we are not dependent on State or Federal water projects to support our agribusiness or real estate development operations.
- We own a majority of our agricultural land and take a long view on our fruit production practices.
- A significant amount of our agribusiness property was acquired many years ago, which results in a low-cost basis and associated expenses.
- In our fresh lemons and lemon packing segments, our integrated business model with respect to growing, packing, marketing and selling citrus allows us to better serve our customers.
- Our lemon packing operations provide marketing opportunities with other citrus companies and their respective products.

- We have made investments in ground-based solar projects that provide us with tangible and intangible non-revenue generating benefits. The electricity generated by these investments provides us with a significant portion of the electricity required to operate our packinghouse and cold storage facilities located in Santa Paula, California. Additionally, these investments support our sustainable agricultural practices, reduce our dependence on fossil-based electricity generation and lower our carbon footprint. Moreover, electricity that we generate and do not use is conveyed back to the utility companies. Finally, over time, we expect that our customers and the end consumers of our fruit will value the investments that we have made in renewable energy as a part of our packing operations, which we believe may help us differentiate our products from similar commodities.
- We have made various other investments in water rights and mutual water companies. We own shares in the following mutual water companies: Farmers Irrigation Co., Canyon Irrigation Co., San Cayetano Mutual Water Co. and Middle Road Mutual Water Co. Additionally, we acquired water rights in the adjudicated Santa Paula Basin (aquifer), the YMIDD and in Chile.

Real Estate Development Operations

With respect to our real estate development operations, we believe our competitive advantages are as follows:

- We have entitlements to build approximately 1,500 residential units in our East Area I development.
- We have partnered with an experienced and financially strong land developer for our East Area I residential master plan development.
- Several of our agricultural and real estate investment properties are unique and carry longer-term development potential.
- Our East Area II property has approximately 30 acres of land commercially zoned, which is adjacent to our East Area I property.

Business Strategy

We are an agribusiness and real estate development company that generates revenue and annual cash flows to support investments in agricultural efficiencies and real estate development activities. As our agricultural and non-strategic real estate development investments are monetized, we intend to use the cash flow to reduce existing debt, invest in farming efficiencies and expand packing capacities through our One World of Citrus Asset Lighter Business Model. We will also use more third-party grower and supplier fruit to reduce the impact of pricing volatility and rising farming costs.

We believe the asset-lighter model will enable us to achieve revenue and cash flow growth by reducing investment risk in North and South America, generating more stable and higher growth in cash flow and earnings, and improving our annual return on invested capital.

The following describes the key elements of our business strategy.

Agribusiness

With respect to our agribusiness operations, key elements of our strategy are:

- *Expand our One World of Citrus Asset Lighter Business Model in three main channels:*
 - *Growing, packing, marketing and distributing fruit grown on our properties;*
 - *Utilizing third-party grower fruit by packing, marketing and distributing their fruit through Limoneira channels; and*
 - *Marketing and distributing brokered fruit.*

We intend to strategically sell certain assets to reduce existing debt, increase farming efficiencies and expand packing capabilities. Increased volume of fruit sales is expected to be fueled by sourcing from third-party growers and suppliers, thus mitigating the volatility that commodity pricing has on growers.

- *Expand our Sources of Lemon Supply.* Peak lemon production occurs at different times of the year depending on geographic region. In addition to our lemon production in California and Arizona and lemons we acquire from domestic third-party growers and suppliers, we have expanded our lemon supply sources to international markets such as Mexico, Chile and Argentina. Increases in lemons procured from third-party growers and suppliers and international sources improve our ability to provide our customers with fresh lemons throughout the year.

- *Increase the Volume of our Lemon Packing Operations.* We regularly monitor our costs for redundancies and opportunities for cost reductions. In this regard, cost per carton is a function of throughput. We continually seek to acquire additional lemons from third-party growers and suppliers to pack through our packing facilities. Third-party growers and suppliers are only added if we determine their fruit is of good quality and can be cost effective for both the grower and us. Of most importance is the overall fresh utilization rate for our fruit, which is directly related to quality.
- *Expand International Sales and Marketing of Lemons.* We estimate that we currently have approximately 15% of the fresh lemon market in the United States and a larger share of the United States lemon export market. We intend to explore opportunities to expand our international sales and marketing of lemons. We have the ability to supply a wide range of customers and markets and, because we produce high quality lemons, we can export our lemons to international customers, which many of our competitors are unable to supply.
- *Opportunistically Expand our Plantings of Avocados.* Our plantings of avocados have been profitable and have been pursued to diversify our product line. Agricultural land that we believe is not suitable for lemons is typically planted with avocados or other crops. While we expand our avocado plantings, we expect to do so on an opportunistic basis in locations that we believe offer a record of historical profitability.

Other Operations

With respect to our rental operations and real estate development activities, key elements of our strategy include the following:

- *Rental and Housing Units.* Our housing, commercial and land rental operations provide us with a consistent, dependable source of cash flow that helps to fund our overall activities. Additionally, we believe our housing rental operation allows us to offer a unique benefit to our employees.
- *Opportunistically Lease Land to Third-Party Crop Farmers.* We regularly monitor the profitability of our fruit-producing acreage to ensure acceptable per acre returns. When we determine that leasing the land to third-party row crop farmers would be more profitable than farming the land, we intend to seek third-party row crop tenants.
- *Selectively and Responsibly Develop our Agricultural Land.* We recognize that long-term strategies are required for successful real estate development activities. We thus intend to maintain our position as a responsible agricultural landowner and major employer in Ventura County while focusing our real estate development activities on those agricultural land parcels that we believe offer the best opportunities to demonstrate our long-term vision for our community.

Customers

We market and sell our lemons directly to our food service, wholesale and retail customers in the United States, Canada, Asia, Australia, Europe and certain other international markets. We sold lemons to approximately 190 U.S. and international customers during fiscal year 2023. We sell our avocados and oranges to third-party packinghouses and our wine grapes to wine producers.

Competition

The agribusiness crop markets are intensely competitive, but no single producer has any significant market power over any market segments, as is consistent with the production of most agricultural commodities. Generally, there are a large number of global producers that sell through joint marketing organizations and cooperatives. Fruit is also sold to independent packers, both public and private, who then sell to their own customer base. Customers are typically large retail chains, food service companies, industrial manufacturers and distributors who sell and deliver to smaller customers in local markets throughout the world. In the purest sense, our largest competitors in our agribusiness segments are other citrus and avocado producers in California, Mexico, Chile, Argentina and Florida, a number of which are members of cooperatives such as Sunkist or have selling relationships with third-party packinghouses similar to that of Limoneira. Our lemons and oranges also compete with other fruits and vegetables for the share of consumer expenditures devoted to fresh fruit and vegetables: apples, pears, melons, pineapples and other tropical fruit. Avocado products compete in the supermarket with hummus products and other dips and salsas. For our specific crops, the size of the U.S. market is approximately \$586 million for lemons, both fresh and juice, approximately \$500 million for avocados, and approximately \$1.5 billion for oranges, both fresh and juice. Competition in the various agribusiness markets is affected by reliability of supply, product quality, brand recognition and perception, price and the ability to satisfy changing customer preferences through innovative product offerings.

The sale and leasing of residential, commercial and industrial real estate is very competitive, with competition coming from numerous and varied sources throughout California. Our greatest direct competition for each of our current real estate development properties in Ventura County comes from other residential and commercial developments in nearby areas.

Resources and Raw Materials

In our fresh lemons and lemon packing segments, paper is considered a material raw product for our business because most of our products are packed in cardboard cartons for shipment. Paper is readily available and we have numerous suppliers for such material. In our agribusiness division, petroleum-based products such as herbicides and pesticides are considered raw materials and we have numerous suppliers for these products.

Intellectual Property

We have numerous trademarks and brands under which we market and sell our fruits, particularly lemons, domestically and internationally, many of which have been owned for decades. The material brands of Limoneira lemons include, but are not limited to, One World of Citrus®, Santa®, Paula®, Bridal Veil®, Fountain®, Golden Bowl® and Level®. These trademarks are owned by us and registered with the United States Patent and Trademark Office. We also acquired certain lemon brands with acquisitions, including Kiva®, Kachina®, Oxnard Lemon and Trapani Fresh.

Seasonal Nature of Business

As with any agribusiness enterprise, our agribusiness operations are predominantly seasonal in nature. The harvest and sale of our lemons, avocados, oranges and other crops occurs in all quarters, but is generally more concentrated during our third quarter. Our lemons are generally grown and marketed throughout the year, our avocados are primarily sold from January through August and our wine grapes are primarily sold in September and October.

Environmental and Regulatory Matters

Our agribusiness and real estate development divisions are subject to a broad range of evolving federal, state and local environmental laws and regulations. For example, the growing, packing, storing and distributing of our products is extensively regulated by various federal and state agencies. The California State Department of Food and Agriculture oversees our packing and processing of lemons and conducts tests for fruit quality and packaging standards. We are also subject to laws and regulations that govern the use of pesticides and other potentially hazardous substances and the treatment, handling, storage and disposal of materials and waste and the remediation of contaminated properties. Advertising of our products is subject to regulation by the Federal Trade Commission and our operations are subject to certain health and safety regulations, including those issued under the Occupational Safety and Health Act.

We seek to comply at all times with all such laws and regulations and to obtain any necessary permits and licenses, and we are not aware of any instances of material non-compliance. We believe our facilities and practices are sufficient to maintain compliance with applicable governmental laws, regulations, permits and licenses. Nevertheless, there is no guarantee that we will be able to comply with any future laws and regulations for necessary permits and licenses. Our failure to comply with applicable laws and regulations or obtain any necessary permits and licenses could subject us to civil remedies including fines, injunctions, recalls or seizures, as well as potential criminal sanctions. These remedies can increase costs, decrease revenues and lead to additional charges to earnings, which may have a material adverse effect on our business, results of operations and financial condition.

For a discussion of the various risks we face from regulation and compliance matters, see Item 1A. Risk Factors of this Annual Report.

Human Capital Resources

As of October 31, 2023, we had 257 employees, of which 100 were salaried and 157 were hourly. None of our employees are subject to a collective bargaining agreement. We believe that our relations with our employees are good.

We believe that an environment of diversity, inclusion and belonging fosters innovation, strengthens our global workforce, and drives our ability to serve customers. Our global presence is strengthened by having a workforce that reflects the diversity of the customers we serve and by maintaining an environment in which such diversity contributes to our mission.

Limoneira is committed to protecting the human rights, safety and dignity of the people who contribute to the success of our business. We are committed to improving the lives of all our stakeholders by helping to provide access to our products and increasing the diversity of our workforce. We also seek to support the welfare of the people who produce, process and harvest the products we sell. We have several diversity, inclusion and belonging efforts and programs to better ensure that we are supporting our employees.

Limoneira's overall culture emphasizes the health and safety of our employees and the customers we serve. Limoneira has an Illness and Injury Prevention Plan (IIPP), a Safety Guide and conforms to and follows regulations and guidelines set forth by OSHA in all facilities and operations. Where a particular jurisdiction's guidelines, such as Cal/OSHA, are different from the OSHA standard, Limoneira adheres to the most extensive guidelines. We have excellent results from our safety programs compared to similar companies within our industry.

We strive to be a great place for our employees to work and live. We offer competitive pay and best-in-class benefits, including a 401k plan with matching contribution opportunities, comprehensive paid healthcare plans, wellness programs and tuition reimbursement.

We own and maintain 238 residential housing units located in Ventura County, California. We lease these housing units to employees, former employees and outside tenants. Our residential units provide affordable housing to many of our employees, including our agribusiness employees. Employees live close to their work, which reduces traffic and commuting times. This unique employment benefit helps us maintain a dependable, long-term employee base. We partner with some local schools to provide transportation for residents.

Item 1A. Risk Factors

Risks Related to Our Business Approach

We cannot assure you that our evaluation of potential strategic alternatives to enhance value for stockholders will be successful; and there may be negative impacts on our business and stock price as a result of the process of exploring strategic alternatives.

On December 1, 2023, the Company announced the commencement of a process to explore strategic alternatives, which could include, but not be limited to, a sale of all or parts of the Company, merger or other transaction. The Board has not set a timetable for the completion of this review process and there can be no assurance that it will result in any transaction or outcome. Whether the process will result in any additional transactions, our ability to complete any transaction, and if our Board decides to pursue one or more transactions, will depend on numerous factors, some of which are beyond our control. Such factors include the interest of potential acquirers or strategic partners in a potential transaction, the value potential acquirers or strategic partners attribute to our businesses and their respective prospects, market conditions, interest rates and industry trends.

Our stock price may be adversely affected if the evaluation does not result in additional transactions or if one or more transactions are consummated on terms that investors view as unfavorable to us. Even if one or more additional transactions are completed, there can be no assurance that any such transactions will be successful or have a positive effect on stockholder value. Our Board may also determine that no additional transaction is in the best interest of our stockholders. In addition, our financial results and operations could be adversely affected by the strategic process and by the uncertainty regarding its outcome.

The attention of management and our Board could be diverted from our core business operations. We have diverted capital and other resources to the process that otherwise could have been used in our business operations, and we will continue to do so until the process is completed.

We could incur substantial expenses associated with identifying and evaluating potential strategic alternatives, including those related to employee retention payments, equity compensation, severance pay and legal, accounting and financial advisor fees. In addition, the process could lead us to lose or fail to attract, retain and motivate key employees, and to lose or fail to attract customers or business partners. Furthermore, it could expose us to litigation. The public announcement of a strategic alternative may also yield a negative impact on operating results if prospective or existing service providers are reluctant to commit to new or renewal contracts or if existing customers decide to move their business to a competitor.

We do not intend to disclose developments or provide updates on the progress or status of the strategic process until our Board deems further disclosure is appropriate or required. Accordingly, speculation regarding any developments related to the review of strategic alternatives and perceived uncertainties related to the future of the Company could cause our stock price to fluctuate significantly.

Risks Related to Our Agribusiness Operations

Adverse weather conditions, natural disasters, including earthquakes and wildfires, and other natural conditions, including the effects of climate change, could impose significant costs and losses on our business.

Fresh produce is vulnerable to adverse weather conditions, including windstorms, floods, drought and temperature extremes, which are quite common and may occur with higher frequency or be less predictable in the future due to the effects of climate change. Unfavorable growing conditions can reduce both crop size and crop quality. In extreme cases, entire harvests may be lost in some geographic areas. We purchase crop insurance for certain crops which partially mitigates our exposure.

All of our crops are subject to damage from frosts and freezes, and this has happened periodically in the past. In some cases, the fruit is damaged or ruined; in the case of extended periods of cold, the trees can also be damaged or killed.

Additionally, a significant portion of our agricultural plantings and our corporate headquarters are located in a region of California that is prone to natural disasters such as earthquakes and wildfires. For example, in December 2017, high winds and the related Southern California wildfires caused a brief power outage at our Santa Paula, California packinghouse and destroyed 14 of our farm worker housing units. While our orchards did not suffer significant damage in the wildfire, the potential for significant damage to a substantial amount of our plantings from a natural disaster in the future continues to exist. Furthermore, if a natural disaster or other event occurs that prevents us from using all or a significant portion of our corporate headquarters, as a result of a power outage or otherwise, or that damages critical infrastructure, it may be difficult or, in certain cases, impossible for us to continue our business for a substantial amount of time.

For the foregoing reasons, adverse weather conditions, natural disasters, including earthquakes and wildfires, or other natural conditions, including the effects of climate change, could severely disrupt our operations, and have a material adverse effect on our business, results of operations, financial condition and prospects.

Our agricultural plantings are potentially subject to damage from disease and pests, which could impose losses on our business and the prevention of which could impose significant additional costs on us.

Fresh produce is vulnerable to crop disease and to pests (e.g., Mediterranean Fruit Fly and the Asian Citrus Psyllid (“ACP”)), which may vary in severity and effect, depending on the stage of production at the time of infection or infestation, the type of treatment applied and climatic conditions.

ACP is an aphid-like insect that is a serious pest to all citrus plants because it can transmit the disease Huanglongbing (“HLB”) when it feeds on the plants' leaves and trees. ACP is a federal action quarantine pest subject to interstate and international quarantine restrictions by the United States Department of Agriculture (“USDA”), including a prohibition on the movement of nursery stock out of quarantine areas and a requirement that all citrus fruit be cleaned of leaves and stems prior to movement out of the quarantine area. Due to the discovery of ACP in our orchards, we have experienced costs related to the quarantine and treatment of ACP.

In September 2023, two HLB-positive citrus trees were detected on one residential property in the City of Santa Paula, California. In October 2023, the California Department of Food and Agriculture declared a mandatory five-mile-radius quarantine area, which includes approximately 1,100 acres of Limoneira-owned lemon orchards. The quarantine area restricts the movement of citrus fruit, trees and related plant material subject to certain protocols. Additional costs to spray insecticides on our orchards within the quarantine area are estimated to be \$0.3 million to \$0.4 million in fiscal year 2024. There can be no assurance that HLB will not be detected on Limoneira orchards in the future.

The costs to control these diseases and other infestations vary depending on the severity of the damage and the extent of the plantings affected. Moreover, there can be no assurance that available technologies to control such infestations will continue to be effective. These infestations can increase costs, decrease revenues and lead to additional charges to earnings, which may have a material adverse effect on our business, results of operations and financial condition.

Our strategy of marketing and selling our lemons directly to our food service, wholesale and retail customers may not continue to be successful.

Directly obtaining and retaining customers, particularly chain stores and other large customers, is highly competitive, and the prices or other terms of our sales arrangements may not be sufficient to retain existing business, maintain current levels of profitability or obtain new business. Industry consolidation (horizontally and vertically) and other factors have increased the buying leverage of the major grocery retailers in our markets, which may put further downward pressure on our pricing and volume and could adversely affect our results of operations.

Our earnings are sensitive to fluctuations in market supply and prices and demand for our products.

Excess supply often causes severe price competition in our industry. Growing conditions in various parts of the world, particularly weather conditions such as windstorms, floods, droughts and freezes, as well as diseases and pests, are primary factors affecting market prices because of their influence on the supply and quality of product. The COVID-19 pandemic also reduced the demand for our products resulting in excess supply.

Fresh produce is highly perishable and generally must be brought to market and sold soon after harvest. Some items, such as avocados and oranges, must be sold more quickly, while other items, such as lemons, can be held in cold storage for longer periods of time. The selling price received for each type of produce depends on all of these factors, including the availability and quality of the produce item in the market and the availability and quality of competing types of produce.

In addition, general public perceptions regarding the quality, safety or health risks associated with particular food products could reduce demand and prices for some of our products. To the extent that consumer preferences evolve away from products that we produce for health or other reasons, and we are unable to modify our products or to develop products that satisfy new consumer preferences, there will be a decreased demand for our products. However, even if market prices are unfavorable, produce items which are ready to be, or have been, harvested must be brought to market promptly. A decrease in the selling price received for our products due to the factors described above could have a material adverse effect on our business, results of operations and financial condition.

Our earnings may be subject to seasonal variability.

Our earnings may be affected by seasonal factors, including:

- the seasonality of our supplies and consumer demand;
- the ability to process products during critical harvest periods; and
- the timing and effects of ripening and perishability.

Increases in commodity or raw product costs, such as fuel and paper, could adversely affect our operating results.

Many factors may affect the cost and supply of fresh produce, including external conditions, commodity market fluctuations, currency fluctuations, changes in governmental laws and regulations, agricultural programs, severe and prolonged weather conditions and natural disasters. Increased costs for purchased fruit have negatively impacted our operating results in the past, and there can be no assurance that they will not adversely affect our operating results in the future.

The price of various commodities can significantly affect our costs. The cost of petroleum-based products is volatile and there can be no assurance that there will not be further increases in such costs in the future. If the price of oil rises, the costs of our herbicides and pesticides can be significantly impacted.

The cost of paper is also significant to us because some of our products are packed in cardboard boxes for shipment. If the price of paper increases and we are not able to effectively pass these price increases along to our customers, then our operating income will decrease. Increased costs for paper have negatively impacted our operating income in the past, and there can be no assurance that these increased costs will not adversely affect our operating results in the future.

Increases in labor, personnel and benefits costs could adversely affect our operating results.

We primarily utilize labor contractors to grow, harvest and deliver our fruit to our lemon packinghouse or outside packing facilities. We utilize a combination of employees and labor contractors to process our lemons in our lemon packing facility. Our employees and contractors are in demand by other agribusinesses and other industries. Shortages of labor could delay our harvesting or lemon processing activities or could result in increases in labor costs.

Our labor contractors and we are subject to government mandated wage and benefit laws and regulations. For example, the State of California, where a substantial number of our labor contractors are located, passed regulations that increased minimum wage rates from \$15.00 per hour to \$15.50 per hour, effective January 1, 2023, and will increase to \$16.00 per hour in 2024 due to a cost-of-living increase provision found in the state's minimum wage law. The State of Arizona wage rates rise each year based on the annual cost of living and increased from \$12.80 per hour to \$13.85 per hour, effective January 1, 2023, and will increase to \$14.35 per hour in 2024. In addition, current or future federal or state healthcare legislation and regulation, including the Affordable Care Act, may increase our medical costs or the medical costs of our labor contractors that could be passed on to us.

Changes in immigration laws could impact the ability of Limoneira to harvest its crops.

We engage third parties to provide personnel for our harvesting operations. The availability and number of such workers is subject to decrease if there are changes in U.S. immigration laws. The states in which we operate are considering or have already adopted new immigration laws or enforcement programs, and the U.S. Congress and the Department of Homeland Security from time to time consider and may implement changes to federal immigration laws, regulations or enforcement programs. Immigration laws have recently been an area of considerable focus by the Department of Homeland Security, with enforcement operations taking place across the country, resulting in arrests and detentions of unauthorized workers. Termination of a significant number of personnel who are found to be unauthorized workers or the scarcity of available personnel to harvest our agricultural products could cause harvesting costs to increase or could lead to the loss of product that is not timely harvested, which could have a material adverse effect to our citrus grove operations, financial position, results of operations and cash flows.

The lack of sufficient water would severely impact our ability to produce crops or develop real estate.

The average rainfall in Ventura and San Luis Obispo Counties in California is substantially below amounts required to grow crops and therefore we are dependent on our surface water rights and rights to pump water from underground aquifers. Extended periods of drought in California may put additional pressure on the use and availability of water for agricultural uses, and in some cases, governmental authorities have diverted water to other uses. As California has grown in population, there are increasing and multiple pressures on the use and distribution of water, which many view as a finite resource. Lack of available potable water can also limit real estate development.

Our water resources include water rights, usage rights and pumping rights to the water in aquifers under, and canals that run through, the land we own. Water for our farming operations is sourced from the existing water resources associated with our land, which includes rights to water in the adjudicated Santa Paula Basin (aquifer) and the un-adjudicated Fillmore and Paso Robles Basins (aquifers). We use federal project water in Arizona from the Colorado River through the YMIDD. We also have acquired water rights in Chile.

California experienced above average precipitation during the 2022 - 2023 rainfall season after experiencing three years of below average precipitation and drought conditions. The above average precipitation helped to alleviate the drought conditions in California. As of October 31, 2023, the state was free from moderate drought conditions and Ventura County was free from any drought conditions. We continue to assess the impact drought conditions may have on our California orchards.

In August 2021, the U.S. Bureau of Reclamation (the "Bureau") declared a Level 1 shortage condition at Lake Mead in the Lower Colorado River Basin for the first time ever, requiring shortage reductions and water savings contributions for states in the southwest. In August 2022, the Bureau announced Lake Mead to operate in a Tier 2 shortage, which further increased water restrictions. As a result, in January 2023, Arizona forfeited approximately 21% of the state's yearly allotment of water from Lake Mead. In August 2023, the Bureau announced Lake Mead will operate in a Tier 1 shortage in 2024, which requires Arizona to forfeit approximately 18% of the state's yearly allotment of water from Lake Mead. In response to these water shortages, we entered into following agreements during fiscal years 2023 and 2022 and continue to assess the impact these reductions may have on our Arizona orchards.

For fiscal year 2023, irrigation costs for our agricultural operations were higher than fiscal year 2022. Costs may increase as we pump more water than our historical averages and federal, state and local water delivery infrastructure costs may increase to access these limited water supplies. We have an ongoing plan for irrigation improvements continuing in fiscal year 2024 that includes drilling new wells and upgrading existing wells and irrigation systems.

We believe we have access to adequate supplies of water for our agricultural operations as well as our real estate development and rental operations and currently do not anticipate that future drought conditions will have a material impact on our operating results. However, if future drought conditions are worse than prior drought conditions or if regulatory responses to such conditions limit our access to water, our business could be negatively impacted by these conditions and responses in terms of access to water and/or cost of water.

The use of herbicides, pesticides and other potentially hazardous substances in our operations may lead to environmental damage and result in increased costs to us.

We use herbicides, pesticides and other potentially hazardous substances in the operation of our business. We may have to pay for the costs or damages associated with the improper application, accidental release or use or misuse of such substances. Our insurance may not be adequate to cover such costs or damages or may not continue to be available at a price or under terms that are satisfactory to us. In such cases, payment of such costs or damages could have a material adverse effect on our business, results of operations and financial condition.

Environmental and other regulation of our business, including potential climate change regulation, could adversely impact us by increasing our production cost or restricting our ability to import certain products into the United States.

Our business depends on the use of fertilizers, pesticides and other agricultural products. The use and disposal of these products in some jurisdictions are subject to regulation by various agencies. A decision by a regulatory agency to significantly restrict the use of such products that have traditionally been used in the cultivation of one of our principal products could have an adverse impact on us. Under the Federal Insecticide, Fungicide and Rodenticide Act, the Federal Food, Drug and Cosmetic Act and the Food Quality Protection Act of 1996, the EPA is undertaking a series of regulatory actions relating to the evaluation and use of pesticides in the food industry. Similarly, in the EU, regulation (EC) No. 1107/2009 fundamentally changed the pesticide approval process to hazard criteria based on the intrinsic properties of the substance. These actions and future actions regarding the availability and use of pesticides could have an adverse effect on us. In addition, if a regulatory agency were to determine that we are not in compliance with a regulation in that agency's jurisdiction, this could result in substantial penalties and a ban on the sale of part or all of our products in that jurisdiction.

A global economic downturn may have an adverse impact on participants in our industry, which cannot be fully predicted.

The full impact of a global economic downturn on customers, vendors and other business partners, such as that seen with the COVID-19 pandemic, cannot be anticipated. For example, major customers or vendors may have financial challenges unrelated to us that could result in a decrease in their business with us or, in extreme cases, cause them to file for bankruptcy protection. Similarly, parties to contracts may be forced to breach their obligations under those contracts. Although we exercise prudent oversight of the credit ratings and financial strength of our major business partners and seek to diversify our risk to any single business partner, there can be no assurance that there will not be a bank, insurance company, supplier, customer or other financial partner that is unable to meet its contractual commitments to us. Similarly, stresses and pressures in the industry may result in impacts on our business partners and competitors, which could have wide-ranging impacts on the future of the industry.

We are subject to the risk of product contamination and product liability claims.

The sale of food products for human consumption involves the risk of injury to consumers. Such injuries may result from tampering by unauthorized third parties, product contamination or spoilage, including the presence of foreign objects, substances, chemicals, other agents, or residues introduced during the growing, storage, handling or transportation phases. While we are subject to governmental inspection and regulations and believe our facilities comply in all material respects with all applicable laws and regulations, we cannot be sure that consumption of our products will not cause a health-related illness in the future or that we will not be subject to claims or lawsuits relating to such matters. Even if a product liability claim is unsuccessful or is not fully pursued, the negative publicity surrounding any assertion that our products caused illness or injury could adversely affect our reputation with existing and potential customers and our corporate and brand image. Moreover, claims or liabilities of this sort might not be covered by our insurance or by any rights of indemnity or contribution that we may have against others. We maintain product liability insurance, however we cannot be sure that we will not incur claims or liabilities for which we are not insured or that exceed the amount of our insurance coverage.

We are subject to transportation risks.

An extended interruption in our ability to ship our products could have a material adverse effect on our business, financial condition and results of operations. Similarly, any extended disruption in the distribution of our products or supply chain issues could have a material adverse effect on our business, financial condition and results of operations. While we believe we are adequately insured and would attempt to transport our products by alternative means if we were to experience an interruption due to strike, natural disasters or otherwise, we cannot be sure that we would be able to do so or be successful in doing so in a timely and cost-effective manner.

Events or rumors relating to LIMONEIRA or our other trademarks and related brands could significantly impact our business.

Consumer and institutional recognition of the LIMONEIRA, One World of Citrus®, Santa®, Paula®, Bridal Veil®, Fountain®, Golden Bowl®, Level®, Kiva®, Kachina®, Oxnard Lemon and Trapani Fresh trademarks and related brands and the association of these brands with high quality and safe food products are an integral part of our business. The occurrence of any events or rumors that cause consumers and/or institutions to no longer associate these brands with high quality and safe food products may materially adversely affect the value of our brand names and demand for our products.

Government regulation could increase our costs of production and increase legal and regulatory expenses.

Growing, packaging, storing and distributing food products are activities subject to extensive federal, state and local regulation, as well as foreign regulation. The U.S. Food and Drug Administration (the “FDA”), the USDA and various state and local public health and agricultural agencies regulate these aspects of our operations. Our business is subject to the FDA Food Safety Modernization Act to ensure food safety. This Act provides direct recall authority to the FDA and includes a number of other provisions designed to enhance food safety, including increased inspections by the FDA of food facilities. The Federal Perishable Agricultural Commodities Act, which specifies standards for the sale, shipment, inspection and rejection of agricultural products, governs our relationships with our fresh food suppliers with respect to the grading and commercial acceptance of product shipments. Import and export controls and similar laws and regulations, in both the United States and elsewhere affect our business. Issues such as health and safety, which may slow or otherwise restrict imports and exports, could adversely affect our business. In addition, the modification of existing laws or regulations or the introduction of new laws or regulations could require us to make material expenditures or otherwise adversely affect the way that we have historically operated our business.

Our strategy to expand international supply and marketing may not be successful and may subject us to risks associated with doing business in corrupt environments.

While we intend to expand our lemon supply sources to international markets and explore opportunities to expand our marketing of lemons, we may not be successful in implementing this strategy. Additionally, in many countries outside of the United States, particularly in those with developing economies, it may be common for others to engage in business practices prohibited by laws and regulations applicable to us, such as the Foreign Corrupt Practices Act or similar local anti-bribery laws. These laws generally prohibit companies and their employees, contractors or agents from making improper payments to government officials for the purpose of obtaining or retaining business. Failure to comply with these laws could subject us to civil and criminal penalties that could materially and adversely affect our financial condition and results of operations.

We depend on our infrastructure to have sufficient capacity to handle our annual lemon production needs.

We have an infrastructure that has sufficient capacity for our lemon production needs, but if we lose machinery or facilities due to natural disasters or mechanical failure, we may not be able to operate at a sufficient capacity to meet our lemon production needs. This could have a material adverse effect on our business, which could impact our results of operations and our financial condition.

Risks Related to Our Indebtedness

We may be unable to generate sufficient cash flow to service our debt obligations.

To service our debt, we require a certain amount of cash. Our ability to generate cash, make scheduled payments or refinance our obligations depends on our successful financial and operating performance. Our financial and operating performance, cash flow and capital resources depend upon prevailing economic conditions and various financial, business and other factors, many of which are beyond our control. These factors include among others:

- economic and competitive conditions;
- changes in laws and regulations;
- operating difficulties, increased operating costs or pricing pressures we may experience; and
- delays in implementing any strategic projects.

If our cash flow and capital resources are insufficient to fund our debt service obligations, we may be forced to reduce or delay capital expenditures, sell material assets or operations, obtain additional capital or restructure our debt. If we are required to take any actions referred to above, it could have a material adverse effect on our business, financial condition and results of operations. In addition, we cannot assure you that we would be able to take any of these actions on terms acceptable to us, or at all, or that these actions would enable us to continue to satisfy our capital requirements or that these actions would be permitted under the terms of our various debt agreements.

Restrictive covenants in our debt instruments restrict or prohibit our ability to engage in or enter into a variety of transactions, which could adversely restrict our financial and operating flexibility and subject us to other risks.

Our revolving and non-revolving credit and term loan facilities contain various restrictive covenants that limit our ability to take certain actions. In particular, these agreements limit our ability to, among other things:

- incur additional indebtedness;
- make certain investments or acquisitions;
- create certain liens on our assets;
- engage in certain types of transactions with affiliates;
- merge, consolidate or transfer substantially all our assets; and
- transfer and sell assets.

Our revolving and non-revolving credit facility with the AgWest Farm Credit Facility contain a financial covenant that requires us to maintain compliance with a specific debt service coverage ratio on an annual basis. In September 2023, Farm Credit West, PCA (the “Lender”) modified the covenant to defer measurement as of October 31, 2023 and resume a debt service coverage ratio of 1.25:1.0 measured as of October 31, 2024. Our failure to comply with this covenant in the future may result in the declaration of an event of default under our AgWest Farm Credit Facility.

Any or all of these covenants could have a material adverse effect on our business by limiting our ability to take advantage of financing, merger and acquisition or other corporate opportunities and to fund our operations. Any future debt could also contain financial and other covenants more restrictive than those imposed under our line of credit and term loan facilities. A breach of a covenant or other provision in any credit facility governing our current and future indebtedness could result in a default under that facility and, due to cross-default and cross-acceleration provisions, could result in a default under our other credit facilities. Upon the occurrence of an event of default under any of our credit facilities, the applicable lender(s) could elect to declare all amounts outstanding to be immediately due and payable and, with respect to our revolving credit facility, terminate all commitments to extend further credit. If we were unable to repay those amounts, our lenders could proceed against the collateral granted to them to secure the indebtedness. If the lenders under our current or future indebtedness were to accelerate the payment of the indebtedness, we cannot assure you that our assets or cash flow would be sufficient to repay in full our outstanding indebtedness.

Despite our current indebtedness levels and the restrictive covenants set forth in agreements governing our indebtedness, we may still incur significant additional indebtedness, including secured and guaranteed indebtedness. Incurring more indebtedness could increase the risks associated with our overall indebtedness.

Subject to the restrictions in our credit facilities, we may incur significant additional indebtedness. If new debt is added to our current debt levels, the related risks that we now face could increase.

In January 2018, LLCB entered into a \$45.0 million unsecured Line of Credit Loan Agreement and Promissory Note (the “Loan”) with Bank of America, N.A. to fund early development activities. Effective as of February 22, 2023, the Loan maturity date was extended to February 22, 2024, and the maximum borrowing amount was reduced to \$35.0 million. The Loan contains certain customary default provisions and LLCB may prepay any amounts outstanding under the Loan without penalty. The obligations under the Loan are guaranteed by certain principals from Lewis and us. Defaults by LLCB could increase our indebtedness.

Some of our debt is based on variable rates of interest, which could result in higher interest expenses in the event of an increase in the interest rates.

Our AgWest Farm Credit Facility is subject to variable rates, which generally change as interest rates change. We bear the risk that the rates we are charged by our lender will increase faster than the earnings and cash flow of our business, which could reduce profitability, adversely affect our ability to service our debt, cause us to breach covenants contained in our AgWest Farm Credit Facility, which could materially adversely affect our business, financial condition and results of operations. Our Company's debt agreement with AgWest Farm Credit used LIBOR as a reference rate, which was converted to the Secure Overnight Financing Rate ("SOFR") on January 1, 2023.

Global capital and credit market issues affect our liquidity, increase our borrowing costs and may affect the operations of our suppliers and customers.

The global capital and credit markets have experienced increased volatility and disruption over the past several years, making it more difficult for companies to access those markets. We depend in part on stable, liquid and well-functioning capital and credit markets to fund our operations. Although we believe that our operating cash flows and existing credit facilities will permit us to meet our financing needs for the foreseeable future, there can be no assurance that continued or increased volatility and disruption in the capital and credit markets will not impair our liquidity or increase our costs of borrowing. Our business could also be negatively impacted if our suppliers or customers experience disruptions resulting from tighter capital and credit markets or a slowdown in the general economy.

Risks Related to Our Real Estate Development Operations

We are involved in a cyclical industry and are affected by changes in general and local economic conditions.

The real estate development industry is cyclical and is affected by changes in general and local economic conditions, including:

- employment levels;
- availability of financing;
- interest rates;
- consumer confidence;
- demand for the developed product, whether residential or industrial;
- supply of similar product, whether residential or industrial; and
- local, state and federal government regulation, including eminent domain laws, which may result in taking for less compensation than the owner believes the property is worth.

The process of project development and the commitment of financial and other resources occur long before a real estate project comes to market. A real estate project could come to market at a time when the real estate market is depressed. It is also possible in a rural area like ours that no market for the project will develop as projected.

A recession in the global economy, or a downturn in national or regional economic conditions, could adversely impact our real estate development business.

Future economic instability or tightening in the credit markets could lead to another housing market collapse, which could adversely affect our real estate development operations and those of our equity method investments. Future real estate sales, revenues, financial condition, results of operations and equity in earnings of investments could suffer as a result. Our business is sensitive to economic conditions in California, where our real estate development properties are located.

Higher interest rates and lack of available financing can have significant impacts on the real estate industry.

Higher interest rates generally impact the real estate industry by making it harder for buyers to qualify for financing, which can lead to a decrease in the demand for residential, commercial or industrial sites. Any decrease in demand will negatively impact our proposed developments. In 2023 and 2022, the Board of Governors of the Federal Reserve System took actions in tightening the monetary policy that resulted in higher interest rates prevailing in the marketplace. Market interest rates may continue to increase in the future and the increase may materially and negatively affect us. Lack of available credit to finance real estate purchases can also negatively impact demand. Any downturn in the economy or consumer confidence can also be expected to result in reduced housing demand and slower industrial development, which would negatively impact the demand for land we are developing.

We are subject to various land use regulations and require governmental approvals for our developments that could be denied.

In planning and developing our land, we are subject to various local, state, and federal statutes, ordinances, rules and regulations concerning zoning, infrastructure design, subdivision of land and construction. All of our new developments require amending existing general plan and zoning designations, so it is possible that our entitlement applications could be denied. In addition, the zoning that ultimately is approved could include density provisions that would limit the number of homes and other structures that could be built within the boundaries of a particular area, which could adversely impact the financial returns from a given project. In addition, in the past, many states, cities and counties (including Ventura County) have approved various “slow growth” or “urban limit line” measures.

If unforeseen regulatory challenges with East Areas I and II occur, we may not be able to develop these projects as planned.

Third-party litigation could increase the time and cost of our real estate development efforts.

The land use approval processes we must follow to ultimately develop our projects have become increasingly complex. Moreover, the statutes, regulations and ordinances governing the approval processes provide third parties the opportunity to challenge the proposed plans and approvals. As a result, the prospect of third-party challenges to planned real estate developments provides additional uncertainties in real estate development planning and entitlements. Third-party challenges in the form of litigation would, by their nature, adversely affect the length of time and the cost required to obtain the necessary approvals. In addition, adverse decisions arising from any litigation would increase the costs and length of time to obtain ultimate approval of a project and could adversely affect the design, scope, plans and profitability of a project.

We are subject to environmental regulations and opposition from environmental groups that could cause delays and increase the costs of our real estate development efforts or preclude such development entirely.

Environmental laws that apply to a given site can vary greatly according to the site’s location and condition, the present and former uses of the site, and the presence or absence of sensitive elements like wetlands and endangered species. Environmental laws and conditions may (i) result in delays, (ii) cause us to incur additional costs for compliance, mitigation and processing land use applications, or (iii) preclude development in specific areas. In addition, in California, third parties have the ability to file litigation challenging the approval of a project, which they usually do by alleging inadequate disclosure and mitigation of the environmental impacts of the project. While we have worked with representatives of various environmental interests and wildlife agencies to minimize and mitigate the impacts of our planned projects, certain groups opposed to development may oppose our projects vigorously, so litigation challenging their approval could occur. Recent concerns over the impact of development on water availability and global warming increases the breadth of potential obstacles that our developments face.

Our real estate development projects are concentrated entirely in California.

All of our real estate development projects are located in California, and our business is especially sensitive to the economic conditions within California. Any adverse change in the economic climate of California, and any adverse change in the political or regulatory climate of California or Ventura County, could adversely affect our real estate development activities. Ultimately, our ability to sell or lease lots may decline as a result of weak economic conditions or restrictive regulations.

If the real estate industry weakens or instability of the mortgage industry and commercial real estate financing exists, it could have an adverse effect on our real estate activities.

If the residential real estate market weakens or instability of the mortgage industry and commercial real estate financing exists, our residential real estate business could be adversely affected. An excess supply of homes available due to foreclosures or the expectation of deflation in house prices could also have a negative impact on our ability to sell our inventory when it becomes available.

We rely on contractual arrangements with third-party advisors to assist us in carrying out our real estate development projects and are subject to risks associated with such arrangements.

We utilize third-party contractor and consultant arrangements to assist us in operating our real estate development division. These contractual arrangements may not be as effective in providing direct control over this business division. For example, our third-party advisors could fail to take actions required for our real estate development businesses despite their contractual obligation to do so. If the third-party advisors fail to perform under their agreements with us, we may have to rely on legal remedies under the law, which may not be effective. In addition, we cannot assure you that our third-party advisors would always act in our best interests.

If we are unable to complete land development projects within forecasted time and budget expectations, if at all, our financial results may be negatively affected.

We intend to develop land and real estate properties as suitable opportunities arise, taking into consideration the general economic climate. New real estate development projects have a number of risks, including the following:

- construction delays or cost overruns that may increase project costs;
- receipt of zoning, occupancy and other required governmental permits and authorizations;
- development costs incurred for projects that are not pursued to completion;
- earthquakes, hurricanes, floods, fires or other natural disasters that could adversely affect a project;
- defects in design or construction that may result in additional costs to remedy or require all or a portion of a property to be closed during the period required to rectify the situation;
- our ability to raise capital;
- the impact of governmental assessments such as park fees or affordable housing requirements;
- governmental restrictions on the nature and size of a project or timing of completion; and
- the potential lack of adequate building/construction capacity for large development projects.

If any development project is not completed on time or within budget, our financial results may be negatively affected.

If we are unable to obtain required land use entitlements at reasonable costs, or at all, our operating results would be adversely affected.

The financial performance of our real estate development activities is closely related to our success in obtaining land use entitlements for proposed development projects. Obtaining all of the necessary entitlements to develop a parcel of land is often difficult, costly and may take several years, or more, to complete. In some situations, we may be unable to obtain the necessary entitlements to proceed with a real estate development or may be required to alter our plans for the development. Delays or failures to obtain these entitlements may have a material adverse effect on our financial results.

We could experience a reduction in net income or reduced cash flows if we are unable to obtain reasonably priced financing to support our real estate development projects and land development activities.

The real estate development industry is capital intensive, and development requires significant up-front expenditures to develop land and begin real estate construction. Accordingly, we have and may continue to incur substantial indebtedness to finance our real estate development and land development activities. Although we believe that internally generated funds and current and available borrowing capacity will be sufficient to fund our capital and other expenditures, including additional land acquisition, development and construction activities, and the amounts available from such sources, may not be adequate to meet our needs. If such sources were insufficient, we would seek additional capital in the form of debt from a variety of potential sources, including bank financing. The availability of borrowed funds to be used for additional land acquisition, development and construction may be greatly reduced, and the lending community may require increased amounts of equity to be invested in a project by borrowers in connection with new loans. The failure to obtain sufficient capital to fund our planned expenditures could have a material adverse effect on our business and operations and our results of operations in future periods.

We may encounter risks associated with the real estate joint ventures we entered into in November 2015 and October 2022 with the Lewis Group of Companies including:

- the joint ventures may not perform financially or operationally as expected;
- land values, project costs, sales absorption or other assumptions included in the development plans may cause the joint ventures' operating results to be less than expected;
- the joint ventures may not be able to obtain project loans on acceptable terms;
- the joint venture partners may not be able to provide capital to the joint ventures in the event external financing or project cash flows are not sufficient to finance the joint ventures' operations;
- the joint venture partners may not manage the project properly; and
- disagreements could occur between the joint venture partners that could affect the operating results of the joint ventures or could result in a sale of a partner's interest or the joint ventures at undesirable values.

We may encounter other risks that could impact our ability to develop our land.

We may also encounter other difficulties in developing our land, including:

- natural risks, such as geological and soil problems, earthquakes, fire, heavy rains and flooding and heavy winds;
- shortages of qualified trades people;
- reliance on local contractors, who may be inadequately capitalized;
- shortages of materials;
- increases in the cost of certain materials; and
- environmental remediation costs.

General Risks and Risks Related to Our Common Stock

Our business is highly competitive and we cannot assure you that we will maintain our current market share.

Many companies compete in our different businesses. However, only a few well-established companies operate on an international, national and regional basis with one or several product lines. We face strong competition from these and other companies in all our product lines.

Important factors with respect to our competitors include the following:

- Some of our competitors may have greater operating flexibility and, in certain cases, this may permit them to respond better or more quickly to changes in the industry or to introduce new products and packaging more quickly and with greater marketing support.
- We cannot predict the pricing or promotional actions of our competitors or whether those actions will have a negative effect on us.

There can be no assurance that we will continue to compete effectively with our present and future competitors, and our ability to compete could be materially adversely affected by our debt levels and debt service requirements.

Currency exchange fluctuation may impact the results of our operations.

We distribute our products both nationally and internationally. Our international sales are primarily transacted in U.S. dollars. Our results of operations are affected by fluctuations in currency exchange rates in both sourcing and selling locations. In the past, periods of a strong U.S. dollar relative to other currencies have led international customers, particularly in Asia, to find alternative sources of fruit.

We are dependent on key personnel and the loss of one or more of those key personnel may materially and adversely affect our prospects.

We currently depend heavily on the services of our key management personnel. The loss of any key personnel could materially and adversely affect our results of operations or financial condition. Our success will also depend in part on our ability to attract and retain additional qualified management personnel.

Inflation can have a significant adverse effect on our operations.

Inflation can have a major impact on our agribusiness operations. The farming operations are most affected by escalating costs, unpredictable revenues (due to an oversupply of certain crops) and very high irrigation water costs. High fixed water costs related to our farm lands will continue to adversely affect earnings. Prices received for many of our products are dependent upon prevailing market conditions and commodity prices. Therefore, it is difficult for us to accurately predict revenue and we cannot pass on cost increases caused by general inflation, except to the extent reflected in market conditions and commodity prices.

System security risks, data protection breaches, cyber-attacks and systems integration issues could disrupt our internal operations or services provided to customers, and any such disruption could reduce our expected revenue, increase our expenses, damage our reputation and adversely affect our stock price.

Computer programmers and hackers may be able to penetrate our network security and misappropriate or compromise our confidential information or that of third parties, create system disruptions or cause shutdowns. Computer programmers and hackers also may be able to develop and deploy viruses, worms, and other malicious software programs that attack our products or otherwise exploit any security vulnerabilities of our products. In addition, sophisticated hardware and operating system software and applications that we produce or procure from third parties may contain defects in design or manufacture, including “bugs” and other problems that could unexpectedly interfere with the operation of the system. The costs to us to eliminate or alleviate cyber or other security problems, bugs, viruses, worms, malicious software programs and security vulnerabilities could be significant, and our efforts to address these problems may not be successful and could result in interruptions, delays, cessation of service and loss of existing or potential customers that may impede our sales, packing, distribution or other critical functions.

Portions of our IT infrastructure also may experience interruptions, delays or cessations of service or produce errors in connection with systems integration or migration work that takes place from time to time. We may not be successful in implementing new systems and transitioning data, which could cause business disruptions and be more expensive, time consuming, disruptive and resource-intensive. Such disruptions could adversely impact our ability to fulfill orders and interrupt other processes. Delayed sales, lower margins or lost customers resulting from these disruptions could adversely affect our financial results, stock price and reputation.

The acquisition of other businesses could pose risks to our operating income.

We intend to continue to consider acquisition prospects that complement our business. While we are not currently a party to any agreement with respect to any acquisitions, we may acquire other businesses in the future. Future acquisitions by us could result in accounting charges, potentially dilutive issuances of equity securities, and increased debt and contingent liabilities, any of which could have a material adverse effect on our business and the market price of our common stock. Acquisitions entail numerous risks, including the integration of the acquired operations, diversion of management’s attention to other business concerns, risks of entering markets in which we have limited prior experience, and potential loss of key employees of acquired organizations. We may be unable to successfully integrate businesses or the personnel of any business that might be acquired in the future, and our failure to do so could have a material adverse effect on our business and on the market price of our common stock.

The value of our common stock could be volatile.

Investing in our common stock involves a high degree of risk. There are numerous and varied risks, known and unknown, that may prevent us from achieving our goals. The risks described here are not the only ones we will face. If any of these risks or other risks actually occurs, our business, financial condition, results of operations or future prospects could be materially and adversely affected. In such event, the trading price of our common stock could decline and investors in our common stock could lose all or part of their investment.

The overall market and the price of our common stock may fluctuate greatly and we cannot assure you that you will be able to resell shares at or above market price. The trading price of our common stock may be significantly affected by various factors, including:

- quarterly fluctuations in our operating results;
- changes in investors’ and analysts’ perception of the business risks and conditions of our business;
- our ability to meet the earnings estimates and other performance expectations of financial analysts or investors;
- unfavorable commentary or downgrades of our stock by equity research analysts;
- fluctuations in the stock prices of our peer companies or in stock markets in general; and
- general economic or political conditions.

Concentrated ownership of our common stock creates a risk of sudden change in our share price.

As of October 31, 2023, directors and members of our executive management team beneficially owned or controlled approximately 3.3% of our common stock. Investors who purchase our common stock may be subject to certain risks due to the concentrated ownership of our common stock. The sale by any of our large stockholders of a significant portion of that stockholder's holdings could have a material adverse effect on the market price of our common stock. In addition, the registration of any significant amount of additional shares of our common stock will have the immediate effect of increasing the public float of our common stock and any such increase may cause the market price of our common stock to decline or fluctuate significantly.

Our charter documents contain provisions that may delay, defer or prevent a change of control.

Provisions of our certificate of incorporation and bylaws could make it more difficult for a third-party to acquire control of us, even if the change in control would be beneficial to stockholders. These provisions include the following:

- division of our board of directors into three classes, with each class serving a staggered three-year term;
- removal of directors by stockholders by a supermajority of two-thirds of the outstanding shares;
- ability of the board of directors to authorize the issuance of preferred stock in series without stockholder approval; and
- prohibitions on our stockholders that prevent them from acting by written consent and limitations on calling special meetings.

We incur increased costs as a result of being a publicly traded company.

As a company with publicly traded securities, we have incurred, and will continue to incur, significant legal, accounting and other expenses. In addition, the Sarbanes-Oxley Act of 2002, as well as rules promulgated by the SEC and NASDAQ, require us to adopt corporate governance practices applicable to U.S. public companies. These rules and regulations may increase our legal and financial compliance costs, which could adversely affect the trading price of our common stock.

Item 1B. Unresolved Staff Comments

None.

Item 2. Properties

Real Estate

We own our corporate headquarters in Santa Paula, California. We own approximately 4,300 acres of farm land in California, 1,300 acres in Yuma, Arizona, 3,500 acres in La Serena, Chile and 1,200 acres in Jujuy, Argentina. We also lease approximately 100 acres of land and have an interest in a partnership that owns approximately 200 acres of land. The land used for agricultural plantings consists of approximately 3,500 acres of lemons, approximately 1,200 acres of avocados, approximately 100 acres of oranges and approximately 400 acres of other crops. We believe that our properties are generally suitable to meet our production needs for the foreseeable future. Our agribusiness land holdings are summarized below as of October 31, 2023 (\$ in thousands):

Ranch Name	Acres	Book Value	Acquisition Date	Book Value per Acre
Limoneira/Olivelands Ranch	1,700	\$ 767	1907, 1913, 1920	\$ 451
La Campana Ranch	300	758	1964	\$ 2,527
Orchard Farm Ranch	1,100	3,240	1990	\$ 2,945
Rancho La Cuesta Ranch	200	2,899	1994	\$ 14,495
Windfall Farms	700	16,162	2009	\$ 23,089
Associated Citrus Packers	1,300	14,500	2013	\$ 11,154
Pan de Azucar	200	2,395	2017	\$ 11,975
San Pablo	3,300	5,837	2018	\$ 1,769
Santa Clara	1,200	8,600	2019	\$ 7,167
Other agribusiness land	600	574	various	\$ 957
Total agribusiness land holdings	10,600	\$ 55,732		

The book value of our agribusiness land holdings of approximately \$55.7 million differs from the land balance of \$56.0 million included in property, plant and equipment in the notes to the consolidated financial statements in Item 8 of this Annual Report as the table above excludes land holdings related to our other operations.

We own our packing facilities located in Santa Paula, California and Yuma, Arizona, where we process and pack our lemons as well as lemons for other growers. We have a 5.5 acre, one-megawatt ground-based photovoltaic solar generator and one-megawatt roof array, which provides the majority of the power to operate our packing facility.

We own and maintain 238 residential units in Ventura County that we lease to our employees, former employees and outside tenants and we own several commercial office buildings and properties that are leased to various tenants.

We own and have equity investments in real estate development property in Ventura County, California. These properties are in various stages of development for up to approximately 800 residential units.

Water and Mineral Rights

Our water resources include water rights, usage rights and pumping rights to the water in aquifers under, and canals that run through, the land we own. We believe we have adequate supplies of water for our agribusiness segments as well as our rental and real estate development activities. Water for our farming operations located in Ventura County, California is sourced from the existing water resources associated with our land, which includes approximately 8,600 acre-feet of adjudicated water rights in the Santa Paula Basin (aquifer) and the un-adjudicated Fillmore Basin (aquifer). Our Windfall Farms property located in San Luis Obispo County, California obtains water from wells that derive water from the Paso Robles Basin (aquifer). Our Associated farming operations in Yuma, Arizona source water from the Colorado River through the YMIDD, where we have access to approximately 11,700 acre-feet of Class 3 Colorado River water rights. We use ground water provided by wells and surface water for our PDA and San Pablo farming operations in La Serena, Chile and our Trapani Fresh farming operations in Argentina.

Our rights to extract groundwater from the Santa Paula Basin are governed by the Santa Paula Basin Judgment (the “Judgment”). The Judgment was entered into in 1996 by stipulation among the United Water Conservation District, the City of Ventura and various members of the Santa Paula Basin Pumpers Association (the “Association”). The Association is a not-for-profit, mutual benefit corporation, which represents the interests of all overlying landowners with rights to extract groundwater from the Santa Paula Basin and the City of Santa Paula. We are a member of the Association and membership is governed by the Association's Bylaws.

Our California water resources include approximately 17,000 acre-feet of water affiliated with our owned properties, of which approximately 8,600 acre-feet are adjudicated. Our Yuma, Arizona water resources include approximately 11,700 acre-feet of water sourced from the Colorado River. We own shares in various not-for-profit mutual benefit water companies. Our investments in these water companies provide us with the right to receive a proportionate share of water from each of the water companies.

We believe water is a natural resource that is critical to economic growth in the western United States and firm, reliable water rights are essential to our sustainable business practices. Consequently, we have long been a private steward and advocate of prudent and efficient water management. We have made substantial investments in securing water and water rights in quantities that are sufficient to support and, we believe will exceed, our long-term business objectives. We strive to follow best management practices for the diversion, conveyance, distribution and use of water. In the future, we intend to continue to provide leadership in the area of, and seek innovation opportunities that promote, increased water use efficiency and the development of new sources of supply for our neighboring communities.

Item 3. Legal Proceedings

From time to time, we are a party to various lawsuits, arbitrations or mediations that arise in the ordinary course of business. The disclosure called for by Part II, Item 3 regarding our legal proceedings is incorporated by reference herein from Note 18 – Commitments and Contingencies of the Notes to Consolidated Financial Statements in this Annual Report.

Item 4. Mine Safety Disclosures

Not applicable.

PART II

Item 5. Market for Registrant’s Common Equity, Related Stockholder Matters and Issuer Purchases of Equity Securities

Market Information

Our common stock is traded on The NASDAQ Stock Market LLC (“NASDAQ”) under the symbol “LMNR.” There is no assurance that our common stock will continue to be traded on NASDAQ or that any liquidity will exist for our stockholders.

Holder

On November 30, 2023, there were approximately 233 registered holders of our common stock. The number of registered holders includes banks and brokers who act as nominees, each of whom may represent more than one stockholder.

Dividends

The following table presents cash dividends per common share declared and paid in the periods shown.

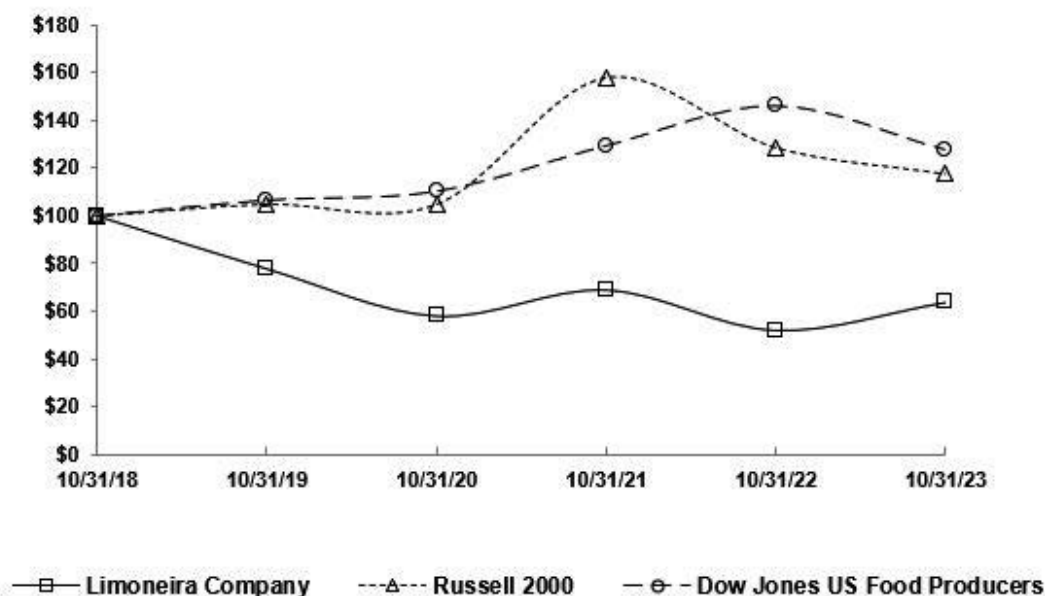
	Dividend
2023	
Fourth Quarter Ended October 31, 2023	\$ 0.075
Third Quarter Ended July 31, 2023	\$ 0.075
Second Quarter Ended April 30, 2023	\$ 0.075
First Quarter Ended January 31, 2023	\$ 0.075
2022	
Fourth Quarter Ended October 31, 2022	\$ 0.075
Third Quarter Ended July 31, 2022	\$ 0.075
Second Quarter Ended April 30, 2022	\$ 0.075
First Quarter Ended January 31, 2022	\$ 0.075

In December 2023, we declared our quarterly dividend of \$0.075 per common share and we expect to continue to pay quarterly dividends at a similar rate to the extent permitted by the financial results of our business and other factors beyond management's control.

Performance Graph

COMPARISON OF 5 YEAR CUMULATIVE TOTAL RETURN*

Among Limoneira Company, the Russell 2000 Index
and the Dow Jones US Food Producers Index



*\$100 invested on 10/31/18 in stock or index, including reinvestment of dividends.
Fiscal year ending October 31.

Copyright© 2023 Standard & Poor's, a division of S&P Global. All rights reserved.
Copyright© 2023 S&P Dow Jones Indices LLC, a division of S&P Global. All rights reserved.

The line graph above compares the percentage change in cumulative total stockholder return of our common stock registered under Section 12 of the Securities Exchange Act of 1934, as amended (the "Exchange Act") with (i) the cumulative total return of the Russell 2000 Index, assuming reinvestment of dividends, and (ii) the cumulative total return of Dow Jones U.S. Food Producers Index, assuming reinvestment of dividends.

Recent Sales of Unregistered Securities

None.

Purchases of Equity Securities by Issuer and Affiliated Purchasers

Period	Total Number of Shares Purchased ⁽¹⁾	Weighted Average Price Paid per Share	Total Number of Shares Purchased as Part of Publicly Announced Plans or Programs	Maximum Number (or Approximate Dollar Value) of Shares that May Yet Be Purchased Under the Plans or Programs
August 1, 2023 - August 31, 2023	—	\$ —	—	—
September 1, 2023 - September 30, 2023	—	\$ —	—	—
October 1, 2023 - October 31, 2023	37,878	\$ 14.29	—	—
Total	37,878		—	—

⁽¹⁾ Shares were acquired from employees in accordance with our stock-based compensation plan as a result of share withholdings to pay income tax related to the vesting and distribution of restricted stock awards.

Item 6. Reserved

Item 7. Management’s Discussion and Analysis of Financial Condition and Results of Operations

The following Management's Discussion and Analysis of Financial Condition and Results of Operations (MD&A) is intended to promote understanding of the results of operations and financial condition. MD&A is provided as a supplement to, and should be read in conjunction with, our consolidated financial statements and the accompanying Notes to Consolidated Financial Statements (Part II, Item 8 of this Form 10-K). This discussion and analysis contains forward-looking statements that involve risks, uncertainties and assumptions. Actual results may differ materially from those anticipated in these forward-looking statements as a result of various factors, including, but not limited to, those presented under “Risk Factors” included in Item 1A and elsewhere in this Annual Report on Form 10-K. This section generally discusses the results of operations for fiscal year 2023 compared to fiscal year 2022. For discussion related to the results of operations and changes in financial condition for fiscal year 2022 compared to fiscal year 2021 refer to Part II, Item 7, Management's Discussion and Analysis of Financial Condition and Results of Operations in our fiscal year 2022 Form 10-K, which was filed with the United States Securities and Exchange Commission (SEC) on December 22, 2022.

Overview

Limoneira Company, a Delaware corporation, is the successor to several businesses with operations in California since 1893. We are primarily an agribusiness company founded and based in Santa Paula, California, committed to responsibly using and managing our approximately 11,100 acres of land, water resources and other assets to maximize long-term stockholder value. Our current operations consist of fruit production, sales and marketing, rental operations, real estate and capital investment activities.

We have three business divisions: agribusiness, rental operations and real estate development. The agribusiness division is comprised of four reportable operating segments: fresh lemons, lemon packing, avocados and other agribusiness, which includes oranges, specialty citrus, other crops and farm management services. The agribusiness division includes our core operations of farming, harvesting, lemon packing and lemon sales operations. The rental operations division includes our residential and commercial rentals comprised of 238 completed rental units, leased land operations and organic recycling. The real estate development division includes our investments in real estate development projects. Generally, we see our Company as a land and farming company that generates annual cash flows to support our progress into diversified real estate development activities. As real estate developments are monetized, our agriculture business will then be able to expand more rapidly into new regions and markets.

Recent Developments – Refer to Part I, Item 1 “Fiscal Year 2023 Highlights and Recent Developments”

Results of Operations

The following table shows the results of operations (\$ in thousands):

	Years Ended October 31,					
	2023		2022		2021	
Net revenues:						
Agribusiness	\$ 174,381	97 %	\$ 179,281	97 %	\$ 161,381	97 %
Other operations	5,520	3 %	5,324	3 %	4,646	3 %
Total net revenues	179,901	100 %	184,605	100 %	166,027	100 %
Costs and expenses:						
Agribusiness	169,169	99 %	160,651	88 %	148,492	86 %
Other operations	4,612	3 %	4,438	2 %	4,332	3 %
(Gain) loss on disposal of assets, net	(28,849)	(17)%	(4,500)	(2)%	109	— %
Gain on legal settlement	(2,269)	(1)%	—	— %	—	— %
Selling, general and administrative	26,455	16 %	21,815	12 %	19,427	11 %
Total costs and expenses	169,118	100 %	182,404	100 %	172,360	100 %
Operating income (loss):						
Agribusiness	5,212		18,630		12,889	
Other operations	908		886		314	
Gain (loss) on disposal of assets, net	28,849		4,500		(109)	
Gain on legal settlement	2,269		—		—	
Selling, general and administrative	(26,455)		(21,815)		(19,427)	
Operating income (loss)	10,783		2,201		(6,333)	
Other income (expense):						
Interest income	364		53		379	
Interest expense, net of patronage dividends	(494)		(2,291)		(1,501)	
Equity in earnings of investments, net	5,322		1,341		3,203	
Other (expense) income, net	(2,611)		(955)		89	
Total other income (expense)	2,581		(1,852)		2,170	
Income (loss) before income tax (provision) benefit	13,364		349		(4,163)	
Income tax (provision) benefit	(4,247)		(823)		266	
Net income (loss)	9,117		(474)		(3,897)	
Net loss attributable to noncontrolling interest	283		238		456	
Net income (loss) attributable to Limoneira Company	<u>\$ 9,400</u>		<u>\$ (236)</u>		<u>\$ (3,441)</u>	

Non-GAAP Financial Measures

Due to significant depreciable assets associated with the nature of our operations and interest costs associated with our capital structure, management believes that earnings before interest, income taxes, depreciation and amortization (“EBITDA”) and adjusted EBITDA, which excludes stock-based compensation, named executive officer cash severance, pension settlement cost, (gain) loss on disposal of assets, net, cash bonus related to sale of assets and gain on legal settlement are important measures to evaluate our results of operations between periods on a more comparable basis. Adjusted EBITDA in fiscal year 2021 did not exclude stock-based compensation which has now been excluded as management believes this is a better representation of cash generated by operations and is consistent with peer company reporting. Adjusted EBITDA for fiscal year 2021 has been restated to conform to the current presentation. Such measurements are not prepared in accordance with U.S. generally accepted accounting principles (“GAAP”) and should not be construed as an alternative to reported results determined in accordance with GAAP. The non-GAAP information provided is unique to us and may not be consistent with methodologies used by other companies.

EBITDA and adjusted EBITDA are summarized and reconciled to net income (loss) attributable to Limoneira Company which management considers to be the most directly comparable financial measure calculated and presented in accordance with GAAP, as follows (in thousands):

	Years Ended October 31,		
	2023	2022	2021
Net income (loss) attributable to Limoneira Company	\$ 9,400	\$ (236)	\$ (3,441)
Interest income	(364)	(53)	(379)
Interest expense, net of patronage dividends	494	2,291	1,501
Income tax provision (benefit)	4,247	823	(266)
Depreciation and amortization	8,576	9,798	9,812
EBITDA	\$ 22,353	\$ 12,623	\$ 7,227
Stock-based compensation	3,841	2,732	2,582
Named executive officer cash severance	—	432	—
Pension settlement cost	2,700	607	—
(Gain) loss on disposal of assets, net	(28,849)	(4,500)	109
Cash bonus related to sale of assets	2,000	—	—
Gain on legal settlement	(2,269)	—	—
Adjusted EBITDA	<u>\$ (224)</u>	<u>\$ 11,894</u>	<u>\$ 9,918</u>

Fiscal Year 2023 Compared to Fiscal Year 2022

Revenues

Total net revenues for fiscal year 2023 were \$179.9 million compared to \$184.6 million for fiscal year 2022. The 3% decrease of \$4.7 million was primarily due to decreased avocados and oranges agribusiness revenues, partially offset by farm management agribusiness revenues, as detailed below (in thousands):

	Years Ended October 31,			Change	
	2023	2022			
Lemons	\$ 142,110	\$ 143,061	\$ (951)	(1)%	
Avocados	7,046	17,331	(10,285)	(59)%	
Oranges	5,779	9,911	(4,132)	(42)%	
Specialty citrus and other crops	9,515	8,978	537	6%	
Farm management	9,931	—	9,931	—%	
Agribusiness revenues	<u>\$ 174,381</u>	<u>\$ 179,281</u>	<u>\$ (4,900)</u>	<u>(3)%</u>	

- Lemons: The decrease in fiscal year 2023, compared to fiscal year 2022, was primarily due to decreased fresh lemon sales, partially offset by increased brokered lemons and other lemon sales. During fiscal years 2023 and 2022, fresh lemon sales were \$86.8 million and \$92.9 million, in aggregate, on 4.8 million and 4.9 million cartons of lemons sold at average per carton prices of \$18.24 and \$18.77, respectively. Lemon revenues in fiscal years 2023 and 2022 included brokered lemons and other lemon sales of \$30.3 million and \$24.5 million, shipping and handling of \$20.6 million and \$22.2 million, and lemon by-product sales of \$3.0 million and \$3.5 million, respectively. In addition, lemon revenues included settlement proceeds of \$1.4 million allocated to lemons in fiscal year 2023.
- Avocados: The decrease in fiscal year 2023, compared to fiscal year 2022 was primarily due to decreased volume and lower prices of avocados sold. During fiscal years 2023 and 2022, 3.8 million and 8.2 million pounds of avocados were sold at an average per pound price of \$1.06 and \$2.08, respectively. The California avocado crop typically experiences alternating years of high and low production due to plant physiology. In addition, avocado revenues included settlement proceeds of \$2.4 million allocated to avocados and crop insurance proceeds of \$0.7 million in fiscal year 2023.
- Oranges: The decrease in fiscal year 2023, compared to fiscal year 2022, was primarily due to decreased volume, mainly related to the Northern Properties sale. During fiscal years 2023 and 2022, 292,000 and 676,000 cartons of oranges were sold at an average per carton price of \$19.79 and \$14.66, respectively.

- Specialty citrus and other crops: The increase in fiscal year 2023, compared to fiscal year 2022, was primarily due to higher prices, partially offset by decreased volume of specialty citrus sold. During fiscal years 2023 and 2022, we sold 240,000 and 434,000 40-pound carton equivalents of specialty citrus at an average per carton price of \$27.18 and \$13.22, respectively. Additionally, during fiscal years 2023 and 2022, we sold \$2.9 million and \$3.2 million of wine grapes, respectively.
- Farm management: Farm management revenues in fiscal year 2023 were \$9.9 million, primarily due to the Northern Properties farming, management and operations services. There were no farm management revenues in fiscal year 2022.

Other operations revenue in fiscal years 2023 and 2022 was \$5.5 million and \$5.3 million, respectively. The increase in fiscal year 2023, compared to fiscal year 2022, was primarily due to increased leased land revenue.

Costs and Expenses

Our total costs and expenses in fiscal year 2023 were \$169.1 million, compared to \$182.4 million in the same period of fiscal year 2022. The 7% decrease of \$13.3 million was primarily due to increased gain on disposal of assets, mainly related to the Northern Properties sale, partially offset by the loss on disposal of Cadiz Ranch assets and increased agribusiness costs and expenses. Agribusiness costs and expenses are detailed below (in thousands):

	Years Ended October 31,		Change	
	2023	2022		
Packing costs	\$ 48,581	\$ 45,448	\$ 3,133	7%
Harvest costs	18,613	20,767	(2,154)	(10)%
Growing costs	33,379	26,277	7,102	27%
Third-party grower and supplier costs	61,273	59,555	1,718	3%
Depreciation and amortization	7,323	8,604	(1,281)	(15)%
Agribusiness costs and expenses	<u>\$ 169,169</u>	<u>\$ 160,651</u>	<u>\$ 8,518</u>	<u>5%</u>

- Packing costs: Packing costs consist primarily of the costs to pack lemons for sale such as labor and benefits, cardboard cartons, fruit treatments, packing and shipping supplies and facility operating costs. In fiscal years 2023 and 2022, lemon packing costs were \$45.7 million and \$43.0 million, respectively. The increase in fiscal year 2023 was primarily due to higher average per carton costs, partially offset by decreased volume of fresh lemons packed and sold compared to fiscal year 2022. During fiscal years 2023 and 2022, we packed and sold 4.8 million and 4.9 million cartons of lemons at average per carton costs of \$9.61 and \$8.69, respectively. The increase in average per carton costs in fiscal year 2023, compared to fiscal year 2022, was primarily due to increased labor and benefit costs. Additionally, in fiscal years 2023 and 2022, packing costs included \$2.9 million and \$2.4 million of shipping costs, respectively.
- Harvest costs: The decrease in harvest costs in fiscal year 2023, compared to fiscal year 2022, was primarily due to decreased volume of avocados, oranges and specialty citrus harvested, partially offset by increased volume of lemons harvested.
- Growing costs: Growing costs, also referred to as cultural costs, consist of orchard maintenance costs such as cultivation, fertilization and soil amendments, pest control, pruning and irrigation. The increase in fiscal year 2023, compared to fiscal year 2022, was primarily due to the Northern Properties farm management costs which were expensed in fiscal year 2023 and were capitalized as cultural costs in fiscal year 2022, as well as farm management decisions based on weather, harvest timing and crop conditions.
- Third-party grower and supplier costs: We sell fruit that we grow and fruit that we procure from other growers and suppliers. The cost of procuring fruit from other growers and suppliers as well as the cost of brokered fruit is referred to as third-party grower and supplier costs. The increase in fiscal year 2023, compared to fiscal year 2022, was primarily due to increased costs incurred for brokered fruit, partially offset by decreased costs for third-party growers and suppliers' fruit. In fiscal years 2023 and 2022, we incurred costs for purchased, packed fruit for resale of \$29.4 million and \$26.2 million, respectively. In fiscal years 2023 and 2022, we incurred costs for third-party growers and suppliers' fruit of \$31.9 million and \$33.4 million, respectively. During fiscal years 2023 and 2022 of the 4.8 million and 4.9 million cartons of lemons packed and sold, 2.6 million (54%) and 2.6 million (52%), were procured from third-party growers and suppliers at average per carton prices of \$12.44 and \$13.03, respectively.
- Depreciation and amortization: Depreciation and amortization expense for fiscal years 2023 and 2022 was \$7.3 million and \$8.6 million, respectively. The decrease in fiscal year 2023, compared to fiscal year 2022, was primarily due to the Northern Properties sale in fiscal year 2023.

Other operations expenses for fiscal years 2023 and 2022 were \$4.6 million and \$4.4 million, respectively.

Gain on disposal of assets, net in fiscal years 2023 and 2022 were \$28.8 million and \$4.5 million, respectively. The change is primarily due to the gain on the sale of the Northern Properties, partially offset by the loss on disposal of Cadiz Ranch assets in fiscal year 2023.

Gain on legal settlement was \$2.3 million in fiscal year 2023 due to the Settlement Agreement related to the Thomas fire.

Selling, general and administrative expenses for fiscal year 2023 were \$26.5 million compared to \$21.8 million for fiscal year 2022. The \$4.7 million increase was primarily due to:

- \$2.5 million net increase in salaries, benefits and incentive compensation;
- \$0.7 million increase in tax, legal and consulting fees primarily related to disposals of Northern Properties and Cadiz;
- \$0.2 million increase in selling expenses; and
- \$1.3 million net increase in other selling, general and administrative expenses, primarily associated with our strategic initiatives.

Other Income (Expense)

Total other income (expense) was \$2.6 million and \$(1.9) million for fiscal years 2023 and 2022, respectively. The \$4.4 million increase in total other income was primarily due to:

- \$4.0 million increase of equity earnings in investments primarily due to LLCB;
- \$1.8 million decrease of interest expense due to decreased long-term debt; and
- \$1.7 million increase of other expense primarily due to pension settlement cost.

Income Taxes

We recorded for fiscal years 2023 and 2022 income tax provision of \$4.2 million and \$0.8 million on pre-tax income of \$13.4 million and \$0.3 million, respectively. The tax provision recorded for fiscal year 2023 differs from the U.S. federal statutory tax rate of 21.0% due primarily to foreign jurisdictions which are taxed at different rates, state taxes, tax impact of stock-based compensation, nondeductible tax items and valuation allowances on certain deferred tax assets of foreign subsidiaries. Our effective tax rate for fiscal years 2023 and 2022 was 31.8% and 234.8%, respectively.

Net Loss Attributable to Noncontrolling Interest

Net loss attributable to noncontrolling interest represents 10% and 49% of the net loss of PDA and Trapani Fresh, respectively, for fiscal years 2023 and 2022.

Segment Results of Operations

We operate in four reportable operating segments: fresh lemons, lemon packing, avocados and other agribusiness. Our reportable operating segments are strategic business units with different products and services, distribution processes and customer bases. We evaluate the performance of our operating segments separately to monitor the different factors affecting financial results. Each segment is subject to review and evaluations related to current market conditions, market opportunities and available resources. See Note 21 - Segment Information for additional information regarding our operating segments.

Segment information for fiscal year 2023 (in thousands):

	Fresh Lemons	Lemon Packing	Eliminations	Avocados	Other Agribusiness	Total Agribusiness	Corporate and Other	Total
Revenues from external customers	\$ 121,537	\$ 20,573	\$ —	\$ 7,046	\$ 25,225	\$ 174,381	\$ 5,520	\$ 179,901
Intersegment revenue	—	31,081	(31,081)	—	—	—	—	—
Total net revenues	121,537	51,654	(31,081)	7,046	25,225	174,381	5,520	179,901
Costs and expenses (gain)	120,494	45,689	(31,081)	4,034	22,710	161,846	(1,304)	160,542
Depreciation and amortization	—	—	—	—	—	7,323	1,253	8,576
Operating income	\$ 1,043	\$ 5,965	\$ —	\$ 3,012	\$ 2,515	\$ 5,212	\$ 5,571	\$ 10,783

Segment information for fiscal year 2022 (in thousands):

	Fresh Lemons	Lemon Packing	Eliminations	Avocados	Other Agribusiness	Total Agribusiness	Corporate and Other	Total
Revenues from external customers	\$ 120,885	\$ 22,176	\$ —	\$ 17,331	\$ 18,889	\$ 179,281	\$ 5,324	\$ 184,605
Intersegment revenue	—	29,817	(29,817)	—	—	—	—	—
Total net revenues	120,885	51,993	(29,817)	17,331	18,889	179,281	5,324	184,605
Costs and expenses	115,119	43,017	(29,817)	5,524	18,204	152,047	20,559	172,606
Depreciation and amortization	—	—	—	—	—	8,604	1,194	9,798
Operating income (loss)	\$ 5,766	\$ 8,976	\$ —	\$ 11,807	\$ 685	\$ 18,630	\$ (16,429)	\$ 2,201

Fiscal Year 2023 Segment Information Compared to Fiscal Year 2022 Segment Information

The following analysis should be read in conjunction with the previous section “Results of Operations.”

Fresh Lemons

Fresh lemons segment revenue is comprised of sales of fresh lemons, lemon by-products, brokered lemons and other lemon revenue. For fiscal years 2023 and 2022, our fresh lemons segment total net revenues were \$121.5 million and \$120.9 million, respectively. The 1% increase of \$0.6 million was primarily due to:

- Fresh lemon sales decrease of \$6.2 million;
- Brokered lemons and other lemon sales increase of \$5.8 million;
- Lemon by-products decrease of \$0.4 million; and
- Legal settlement proceeds in fiscal year 2023 allocated to fresh lemons of \$1.4 million.

Costs and expenses associated with our fresh lemons segment include growing costs, harvest costs, cost of lemons we procure from third-party growers and suppliers, transportation costs and packing service charges incurred from the lemon packing segment to pack lemons for sale. For fiscal years 2023 and 2022, our fresh lemons segment costs and expenses were \$120.5 million and \$115.1 million, respectively. The 5% increase of \$5.4 million was primarily due to:

- Harvest costs increase of \$0.3 million;
- Growing costs increase of \$3.2 million;
- Third-party grower and supplier costs increase of \$0.1 million;
- Transportation costs increase of \$0.5 million; and
- Intersegment costs and expenses increase of \$1.3 million.

Lemon Packing

Lemon packing segment revenue is comprised of packing revenue, intersegment packing revenue and shipping and handling revenue. For fiscal years 2023 and 2022, our lemon packing segment total net revenues were \$51.7 million and \$52.0 million, respectively, a 1% decrease of \$0.3 million.

Costs and expenses associated with our lemon packing segment consist of the costs to pack lemons for sale such as labor and benefits, cardboard cartons, fruit treatments, packing and shipping supplies and facility operating costs. For fiscal years 2023 and 2022, our lemon packing costs and expenses were \$45.7 million and \$43.0 million, respectively. The 6% increase of \$2.7 million was primarily due to increased labor and benefit costs.

Lemon packing segment operating income per carton sold was \$1.25 and \$1.81 for fiscal years 2023 and 2022, respectively.

The lemon packing segment included \$31.1 million and \$29.8 million of intersegment revenues for fiscal years 2023 and 2022, respectively, that were charged to the fresh lemons segment to pack lemons for sale. Such intersegment revenues and expenses are eliminated in our consolidated financial statements.

Avocados

Our avocados segment revenues were \$7.0 million and \$17.3 million for fiscal years 2023 and 2022, respectively, a 59% decrease of \$10.3 million, due primarily to alternating years of high and low production due to plant physiology.

Costs and expenses associated with our avocados segment include growing and harvest costs. Our avocados segment costs and expenses were \$4.0 million and \$5.5 million for fiscal years 2023 and 2022, respectively. The 27% decrease of \$1.5 million primarily consisted of the following:

- Harvest costs decrease of \$0.9 million; and
- Growing costs decrease of \$0.6 million.

Other Agribusiness

Our other agribusiness segment total net revenues were \$25.2 million and \$18.9 million for fiscal years 2023 and 2022, respectively. The 34% increase of \$6.3 million was primarily due to:

- Orange revenues decrease of \$4.1 million;
- Specialty citrus and other revenues increase of \$0.5 million; and
- Farm management revenues in fiscal year 2023 were \$9.9 million. There were no farm management revenues in fiscal year 2022.

Costs and expenses associated with our other agribusiness segment include growing costs, harvest costs and purchased fruit costs. Our other agribusiness costs and expenses were \$22.7 million and \$18.2 million for fiscal years 2023 and 2022, respectively. The 25% increase of \$4.5 million was primarily due to:

- Harvest costs decrease of \$1.5 million;
- Growing costs increase of \$4.4 million; and
- Purchased fruit costs increase of \$1.6 million.

Total agribusiness depreciation and amortization expenses were \$7.3 million and \$8.6 million for fiscal years 2023 and 2022, respectively.

Corporate and Other

Our corporate and other operations revenues were \$5.5 million and \$5.3 million for fiscal years 2023 and 2022, respectively.

Costs and expenses (gain) in our corporate and other operations were \$(1.3) million and \$20.6 million for fiscal years 2023 and 2022, respectively, and include selling, general and administrative costs and expenses, gain on disposal of assets, net and gain on legal settlement not allocated to the operating segments. Depreciation and amortization expenses for fiscal years 2023 and 2022 were \$1.3 million and \$1.2 million, respectively.

Liquidity and Capital Resources

Overview

Our primary sources of liquidity are cash and cash flows generated from our operations and use of our revolving credit facility. Our liquidity and capital position fluctuates during the year depending on seasonal production cycles, weather events and demand for our products. Typically, our first and last fiscal quarters coincide with the fall and winter months during which we are growing crops that are harvested and sold in the spring and summer, which are our second and third quarters. To meet working capital demand and investment requirements of our agribusiness and real estate development projects and to supplement operating cash flows, we utilize our revolving credit facility to fund agricultural inputs and farm management practices until sufficient returns from crops allow us to repay amounts borrowed. Raw materials needed to propagate the various crops grown by us consist primarily of fertilizer, herbicides, insecticides, fuel and water, all of which are readily available from local sources.

Material contractual obligations arising in the normal course of business consist primarily of purchase obligations, long-term fixed rate and variable rate debt and related interest payments and operating and finance leases. See Note 11 - Long-Term Debt and Note 13 - Leases for amounts outstanding as of October 31, 2023, related to debt and leases. Purchase obligations consist of contracts primarily related to packing supplies, the majority of which are due in the next three years.

We believe that the cash flows from operations and available borrowing capacity from our existing credit facilities will be sufficient to satisfy our capital expenditures, debt service, working capital needs and other contractual obligations for the next twelve months. We believe our revenue generating operations, distributions from equity investments and credit facilities will generate sufficient cash needed to operate beyond the next twelve months. In addition, we have the ability to control a portion of our investing cash flows to the extent necessary based on our liquidity demands.

Cash Flows from Operating Activities

Net cash (used in) provided by operating activities was \$(15.9) million and \$14.8 million for fiscal years 2023 and 2022, respectively. The significant components of our cash flows (used in) provided by operating activities were as follows:

- Net income (loss) was \$9.1 million and \$(0.5) million for fiscal years 2023 and 2022, respectively. The components of net income for fiscal year 2023, compared to net loss for fiscal year 2022, consists of an increase in operating income of \$8.6 million and an increase in total other income of \$4.4 million, offset by an increase in income tax provision of \$3.4 million.
- Adjustments to reconcile net income (loss) to net cash (used in) provided by operating activities:
 - Adjustments (used) provided \$(22.5) million and \$10.0 million for fiscal years 2023 and 2022, respectively, primarily related to depreciation and amortization, gain on disposal of assets, stock compensation expense, equity in earnings of investments, net and deferred income taxes.
 - Changes in operating assets and liabilities (used in) provided by \$(2.5) million and \$5.3 million of operating cash for fiscal years 2023 and 2022, respectively, primarily related to cultural costs, prepaid expenses/other current assets, accounts payable/growers and suppliers payable, accrued liabilities/payables to related parties, and other long-term liabilities.

Cash Flows from Investing Activities

- The \$90.6 million of net cash provided by investing activities during fiscal year 2023 was comprised primarily of net proceeds from sales of assets of \$98.5 million, net proceeds from the sale of real estate development assets of \$2.6 million, partially offset by capital expenditures of \$10.3 million, primarily related to orchard and vineyard development.
- The \$19.4 million of net cash provided by investing activities during fiscal year 2022 was comprised primarily of net proceeds from sale of assets of \$19.3 million, net proceeds from the sale of real estate development assets of \$7.9 million, collection on notes receivable of \$2.8 million, partially offset by capital expenditures of \$10.1 million related to orchard and vineyard development.

Cash Flows from Financing Activities

- The \$71.9 million of net cash used in financing activities during fiscal year 2023 was comprised primarily of net repayments of long-term debt \$65.0 million and common and preferred stock dividends of \$5.9 million.
- The \$33.5 million of net cash used in financing activities during fiscal year 2022 was comprised primarily of net repayments of long-term debt of \$26.8 million, common and preferred stock dividends of \$5.8 million and the exchange of common stock of \$1.5 million, partially offset by proceeds from equipment financings of \$1.0 million.

Transactions Affecting Liquidity and Capital Resources

Credit Facilities and Long-Term Debt

We finance our working capital and other liquidity requirements primarily through cash from operations and from our AgWest Farm Credit Facility, which includes the Master Loan Agreement (the “MLA”) and Supplements. In addition, we have Banco de Chile term loans and COVID-19 loans. Additional information regarding these loans can be found in Note 11- Long-Term Debt.

In June 2021, we entered into the MLA with the Lender, together with the Supplements and a Fixed Interest Rate Agreement, which extends the principal repayment to July 1, 2026. The MLA governs the terms of the Supplements.

The Supplements provide aggregate borrowing capacity of \$115.0 million, comprised of \$75.0 million under the Revolving Credit Supplement and \$40.0 million under the Non-Revolver Credit Supplement. As of October 31, 2023, our outstanding borrowings under the AgWest Farm Credit Facility were \$40.0 million and we had \$75.0 million of availability.

On January 31, 2023, the Company sold the Northern Properties which resulted in total net proceeds of \$98.4 million. The proceeds were used to pay down all of the Company's domestic debt except the Non-Revolver Credit Supplement.

The MLA subjects us to affirmative and restrictive covenants including, among other customary covenants, financial reporting requirements, requirements to maintain and repair any collateral, restrictions on the sale of assets, restrictions on the use of proceeds, prohibitions on the incurrence of additional debt and restrictions on the purchase or sale of major assets of our business. We are also subject to a financial covenant that requires us to maintain compliance with a specific debt service coverage ratio on an annual basis. In September 2023, the Lender modified the covenant to defer measurement as of October 31, 2023 and resume a debt service coverage ratio of 1.25:1.0 measured as of October 31, 2024.

In fiscal years 2023 and 2022 we received annual patronage dividends of \$1.4 million and \$1.6 million, respectively, from the Lender.

Dividends

The holders of the Series B Convertible Preferred Stock (the "Series B Stock") and the Series B-2 Preferred Stock (the "Series B-2 Preferred Stock") are entitled to receive cumulative cash dividends. Such preferred dividends paid totaled \$0.5 million in each of the fiscal years 2023 and 2022.

Cash dividends declared in each of the fiscal years 2023 and 2022 totaled \$0.30 per common share and such dividends paid totaled \$5.4 million in fiscal year 2023 and \$5.3 million in fiscal year 2022.

Income Taxes

In fiscal years 2023 and 2022, we paid income taxes of \$7.2 million and \$0.1 million, respectively.

Real Estate Development Activities and Related Capital Resources

As noted under "Transactions Affecting Liquidity and Capital Resources," we have the ability to control a portion of our investing cash flows to the extent necessary based upon our liquidity demands. In order for our real estate development operations to reach their maximum potential benefit to us, however, we will need to be successful over time in identifying other third-party sources of capital to collaborate with us to move those development projects forward. While we are frequently in discussions with potential external sources of capital in respect to all of our development projects, current market conditions for California real estate projects make it difficult to predict the timing and amounts of future capital that will be required to complete the development of our projects.

In November 2015, we entered into a joint venture with Lewis for the residential development of our East Area I real estate development project. To consummate the transaction, we formed LLCB as the development entity, contributed our East Area I property to the joint venture and sold a 50% interest in the joint venture to Lewis for \$20.0 million. The first phase of the project broke ground to commence mass grading in November 2017. Approved project plans currently include approximately 1,500 residential units and site improvements. A total of 707 residential units have closed from the project's inception to October 31, 2023.

In October 2022, we entered into a joint venture with Lewis for the development of our 17-acre East Area I Retained Property. We formed LLCB II as the development entity, contributed our Retained Property to the joint venture and sold a 50% interest to Lewis for approximately \$8.0 million. We recorded a gain on the transaction of approximately \$4.7 million, of which \$0.5 million was deferred.

The joint venture partners will share in the capital contributions to fund project costs until loan proceeds and/or revenues are sufficient to fund the projects. Since inception each partner has made funding contributions of \$21.4 million to LLCB and \$0.5 million to LLCB II. We expect to receive approximately \$123.0 million from LLCB, LLCB II and East Area II over the next seven years of the projects.

Trend Information

The commodity pricing for our fresh produce, and therefore our revenues and margins, is significantly impacted by consumer demand. The worldwide fresh produce industry has historically enjoyed consistent underlying demand and favorable growth dynamics. In recent years, the market for fresh produce has increased faster than the rate of population growth, supported by ongoing trends including greater consumer demand for healthy, fresh and convenient foods, increased retailer square footage devoted to fresh produce, and greater emphasis on fresh produce as a differentiating factor in attracting customers. Health-conscious consumers are driving much of the growth in demand for fresh produce. Over the past several decades, the benefits of natural, preservative-free and organic foods have become an increasingly significant element of the public dialogue on health and nutrition. As a result, consumption of fresh fruit and vegetables has markedly increased. Conversely, a decrease in demand, as was seen during the COVID-19 pandemic as a result of restaurant closures, has the impact of reducing our pricing and therefore our revenues and margins.

Critical Accounting Estimates

The preparation of our consolidated financial statements in accordance with GAAP requires us to develop critical accounting policies and make certain estimates, assumptions and judgments that may affect the reported amounts of assets, liabilities, revenues and expenses. We base our estimates and judgments on historical experience, available relevant data and other information that we believe to be reasonable under the circumstances, and we continue to review and evaluate these estimates. Actual results may materially differ from these estimates under different assumptions or conditions as new or additional information become available in future periods. For further information on significant accounting policies, see discussion in Note 2 - Summary of Significant Accounting Policies.

Impairment of Real Estate Development Projects – We evaluate our real estate development projects, held either by us or as included specifically within our investments in LLCB and LLCB II, for impairment on an ongoing basis. Our evaluation for impairment involves an initial assessment of each real estate development project to determine whether events or changes in circumstances exist that may indicate that the carrying amounts of, or investment in, real estate development projects are no longer recoverable. Possible indications of impairment may include events or changes in circumstances affecting the entitlement process, zoning, government regulation, geographical demand for new housing or commercial property, and market conditions related to residential or commercial land lots. When events or changes in circumstances exist, we further evaluate the real estate development projects for impairment by a) comparing undiscounted future cash flows expected to be generated over the life of the real estate development projects to the respective carrying amount for our real estate development or b) determining if our equity in investment has incurred an other-than-temporary decline.

We make significant judgments in evaluating each real estate development project, as held by us or within our investments in LLCB and LLCB II, for possible indications of impairment. These judgments may relate to the identification of appropriate and comparable market prices, the consideration of changes to legal factors or the business climate, the likelihood of successfully completing the entitlement process, changes in zoning or government regulation, and demand for new housing. Changes in these judgments could have a significant impact on real estate development or equity in investments. For fiscal years 2023, 2022 and 2021, no impairment loss has been recognized on any real estate development and no other-than-temporary-impairment has been recognized on our equity in LLCB or LLCB II.

The impairment calculation for real estate developments held by us compares the carrying value of the asset to the asset's estimated future cash flows (undiscounted). If the estimated future cash flows are less than the carrying value of the asset, we calculate an impairment loss. The impairment loss calculation compares the carrying value of the asset to the asset's estimated fair value, which may be based on estimated future cash flows (discounted). We recognize an impairment loss equal to the amount by which the asset's carrying value exceeds the asset's estimated fair value. If we recognize an impairment loss, the adjusted carrying amount of the asset will be its new cost basis. Restoration of a previously recognized impairment loss is prohibited. If actual results are not consistent with our assumptions and judgments used in estimating future cash flows and asset fair values, we may be exposed to impairment losses that could be material to our results of operations.

Whenever events or changes in circumstances indicate that the carrying amount of our equity investments in LLCB and LLCB II might not be recoverable, then we determine whether an impairment is other-than-temporary. If we conclude the impairment is other-than-temporary, we determine the estimated fair value of the investment by performing a discounted cash flow or market approach analysis and recognize an other-than-temporary impairment to reduce the investment to its estimated fair value.

We believe that the accounting estimate related to impairment of real estate development projects held by us, or other-than-temporary impairment of our equity investments in LLCB and LLCB II, is a critical accounting estimate because it is very susceptible to change from period to period; it requires management to make assumptions about future prices, production, and costs, and the potential impact of a loss from impairment could be material to our earnings. Management’s assumptions regarding future cash flows from real estate development projects or return on equity of our investments in LLCB and LLCB II have fluctuated in the past due to changes in prices, production and costs and are expected to continue to do so in the future as market conditions change.

Recent Accounting Pronouncements

See Note 2 - Summary of Significant Accounting Policies for information concerning recent accounting pronouncements.

Item 7A. Quantitative and Qualitative Disclosures about Market Risk

Interest Rate Risk

Borrowings under the AgWest Farm Credit Facility are subject to variable interest rates. These variable interest rates subject us to the risk of increased interest costs associated with any upward movements in interest rates. For the AgWest Farm Credit Facility, our borrowing interest rate is an internally calculated rate based on an AgWest Farm Credit internal method that follows the changing market interest rates and the cost to fund variable-rate loans. Rate changes are expected to be generally the same as the Federal Open Market Committee (the “FOMC”) recommended changes, however the changes may be marginally different than the FOMC's recommendation. As of October 31, 2023, our total debt outstanding under the AgWest Farm Credit Facility was \$40.0 million.

Based on our level of borrowings as of October 31, 2023, a 100 basis points increase in interest rates would not materially increase our interest expense for fiscal year 2024 or the three subsequent fiscal years. Additionally, a 100 basis points increase in the interest rate would not materially decrease our net income for fiscal year 2024 or the three subsequent fiscal years. We have strategies in place to manage our exposure to interest rate risk, including the potential early pay down of outstanding debt under the AgWest Farm Credit Facility. Refer to “Management’s Discussion and Analysis of Financial Condition and Results of Operations – Liquidity and Capital Resources” for additional information.

Item 8. Financial Statements and Supplementary Data

Limoneira Company

Index to Consolidated Financial Statements

Report of Independent Registered Public Accounting Firm	<u>44</u>
Consolidated Financial Statements of Limoneira Company	
Consolidated Balance Sheets as of October 31, 2023 and 2022	<u>46</u>
Consolidated Statements of Operations for the years ended October 31, 2023, 2022 and 2021	<u>47</u>
Consolidated Statements of Comprehensive Income (Loss) for the years ended October 31, 2023, 2022 and 2021	<u>48</u>
Consolidated Statements of Stockholders’ Equity and Temporary Equity for the years ended October 31, 2023, 2022 and 2021	<u>49</u>
Consolidated Statements of Cash Flows for the years ended October 31, 2023, 2022 and 2021	<u>50</u>
Notes to Consolidated Financial Statements	<u>52</u>

All schedules are omitted for the reason that they are not applicable or the required information is included in the Consolidated Financial Statements or the notes thereto.

REPORT OF INDEPENDENT REGISTERED PUBLIC ACCOUNTING FIRM

To the Stockholders and the Board of Directors of Limoneira Company

Opinion on the Financial Statements

We have audited the accompanying consolidated balance sheets of Limoneira Company and subsidiaries (the "Company") as of October 31, 2023 and 2022, the related consolidated statements of operations, comprehensive income (loss), stockholders' equity and temporary equity, and cash flows, for each of the three years in the period ended October 31, 2023, and the related notes (collectively referred to as the "financial statements"). In our opinion, based on our audits and the report of the other auditors, the financial statements present fairly, in all material respects, the financial position of the Company as of October 31, 2023 and 2022, and the results of its operations and its cash flows for each of the three years in the period ended October 31, 2023, in conformity with accounting principles generally accepted in the United States of America.

We did not audit the financial statements of Limoneira Lewis Community Builders, LLC ("LLCB"), the Company's investment in which is accounted for by use of the equity method. The accompanying consolidated financial statements of the Company include, before the basis difference and related amortization discussed in Note 7, its equity in investment in LLCB of \$58,282,000 and \$52,431,000 as of October 31, 2023 and 2022, respectively, and its equity earnings in LLCB of \$5,851,000, \$1,015,000, and \$4,508,000 for the years ended October 31, 2023, 2022, and 2021, respectively. The financial statements of LLCB were audited by other auditors whose report has been furnished to us, and our opinion, insofar as it relates to the amounts included for the Company's equity in investment and equity earnings in LLCB, is based solely on the report of the other auditors.

We have also audited, in accordance with the standards of the Public Company Accounting Oversight Board (United States) (PCAOB), the Company's internal control over financial reporting as of October 31, 2023, based on the criteria established in *Internal Control — Integrated Framework (2013)* issued by the Committee of Sponsoring Organizations of the Treadway Commission and our report dated December 21, 2023, expressed an unqualified opinion on the Company's internal control over financial reporting based on our audit.

Basis for Opinion

These financial statements are the responsibility of the Company's management. Our responsibility is to express an opinion on the Company's financial statements based on our audits. We are a public accounting firm registered with the PCAOB and are required to be independent with respect to the Company in accordance with the U.S. federal securities laws and the applicable rules and regulations of the Securities and Exchange Commission and the PCAOB.

We conducted our audits in accordance with the standards of the PCAOB. Those standards require that we plan and perform the audit to obtain reasonable assurance about whether the financial statements are free of material misstatement, whether due to error or fraud. Our audits included performing procedures to assess the risks of material misstatement of the financial statements, whether due to error or fraud, and performing procedures that respond to those risks. Such procedures included examining, on a test basis, evidence regarding the amounts and disclosures in the financial statements. Our audits also included evaluating the accounting principles used and significant estimates made by management, as well as evaluating the overall presentation of the financial statements. We believe that our audits and the report of the other auditors provide a reasonable basis for our opinion.

Critical Audit Matter

The critical audit matter communicated below is a matter arising from the current-period audit of the financial statements that was communicated or required to be communicated to the audit committee and that (1) relates to accounts or disclosures that are material to the financial statements and (2) involved our especially challenging, subjective, or complex judgments. The communication of critical audit matters does not alter in any way our opinion on the financial statements, taken as a whole, and we are not, by communicating the critical audit matter below, providing a separate opinion on the critical audit matter or on the accounts or disclosures to which it relates.

Real estate development assets held by the Company and equity in investment in LLCB – Impairment Indicators – Refer to Notes 2, 6 and 7 to the financial statements

Critical Audit Matter Description

The Company's evaluation of real estate development projects, held either by the Company or as included specifically within its investment in LLCB, for impairment involves an initial assessment of each real estate development project to determine whether events or changes in circumstances exist that may indicate that the carrying amounts of, or investment in, real estate development projects are no longer recoverable. Possible indications of impairment may include events or changes in circumstances affecting the entitlement process, zoning, government regulation, geographical demand for new housing or commercial property, and market conditions related to residential or commercial land lots. When events or changes in circumstances exist, the Company further evaluates the real estate development projects for impairment by a) comparing undiscounted future cash flows expected to be generated over the life of the real estate development projects to the respective carrying amount for its real estate development or b) determining if its equity in investment has incurred an other-than-temporary decline.

The Company makes significant judgments in evaluating each real estate development project as held by them or within its investment in LLCB, for possible indications of impairment. These judgments may relate to the identification of appropriate and comparable market prices, the consideration of changes to legal factors or the business climate, the likelihood of successfully completing the entitlement process, changes in zoning or government regulation, and demand for new housing. Changes in these judgments could have a significant impact on real estate development or equity in investments. Real estate development assets held by the Company were \$9,987,000, and equity in investments was \$78,816,000 as of October 31, 2023 of which \$66,288,000 was allocated to LLCB. For the year ended October 31, 2023, no impairment loss has been recognized on any real estate development and no other-than-temporary-impairment has been recognized on the Company's equity in LLCB.

We identified the significant judgments made by management in evaluating real estate development assets held by the Company and equity in investment in LLCB, for possible indicators of impairment, as a critical audit matter. This required a high degree of auditor judgment and an increased extent of effort, including the need to involve our fair value specialists, when performing audit procedures to evaluate the reasonableness of management's estimates and assumptions when determining whether events or changes in circumstances have occurred indicating that the carrying amount of, or investment in, real estate development assets held by the Company and equity in investment in LLCB may not be recoverable and whether management appropriately identified impairment indicators.

How the Critical Audit Matter Was Addressed in the Audit

Our audit procedures related to the evaluation of real estate development assets held by the Company and equity in investment in LLCB for possible indications of impairment included the following, among others:

- We tested the effectiveness of the controls over management's identification of possible circumstances that may indicate that real estate development assets held by the Company or equity in investment in LLCB is no longer recoverable, including controls over management's evaluation of the entitlement process, litigation, changes in zoning, government regulation, geographical demand and market conditions.
- We evaluated management's impairment analysis by:
 - Searching for adverse asset-specific and/or market conditions by reviewing publicly available information on land values in the surrounding regions of the development, periodicals and news information relating to the Southern California real estate market
 - Obtaining information from legal counsel and performing inquiries with management in order to evaluate any changes in the status of litigation matters affecting the real estate development assets and the potential impact on the ability to recover the accumulated costs, including any relevant government regulations and/or other matters impacting the entitlement process
 - Obtaining comparable land sales in the area and comparing such data to information used by management with the assistance of our fair value specialists
 - Developing an independent expectation of impairment indicators and comparing such expectation to management's analysis

/s/ Deloitte & Touche LLP

Los Angeles, California
December 21, 2023

We have served as the Company's auditor since 2019.

LIMONEIRA COMPANY
CONSOLIDATED BALANCE SHEETS
(in thousands, except share and per share data)

	October 31,	
	2023	2022
Assets		
Current assets:		
Cash	\$ 3,631	\$ 857
Accounts receivable, net	14,458	15,651
Cultural costs	2,334	8,643
Prepaid expenses and other current assets	5,588	8,496
Receivables/other from related parties	4,214	3,888
Total current assets	30,225	37,535
Property, plant and equipment, net	160,631	222,628
Real estate development	9,987	9,706
Equity in investments	78,816	72,855
Goodwill	1,512	1,506
Intangible assets, net	6,657	7,317
Other assets	13,382	16,971
Total assets	<u>\$ 301,210</u>	<u>\$ 368,518</u>
Liabilities, Convertible Preferred Stock and Stockholders' Equity		
Current liabilities:		
Accounts payable	\$ 9,892	\$ 10,663
Growers and suppliers payable	9,629	10,740
Accrued liabilities	8,651	11,279
Payables to related parties	4,805	4,860
Current portion of long-term debt	381	1,732
Total current liabilities	33,358	39,274
Long-term liabilities:		
Long-term debt, less current portion	40,628	104,076
Deferred income taxes	22,172	23,497
Other long-term liabilities	4,555	9,807
Total liabilities	100,713	176,654
Commitments and contingencies		
Series B Convertible Preferred Stock – \$100.00 par value (50,000 shares authorized: 14,790 shares issued and outstanding at October 31, 2023 and October 31, 2022) (8.75% coupon rate)	1,479	1,479
Series B-2 Convertible Preferred Stock – \$100.00 par value (10,000 shares authorized: 9,300 shares issued and outstanding at October 31, 2023 and October 31, 2022) (4% dividend rate on liquidation value of \$1,000 per share)	9,331	9,331
Stockholders' equity:		
Series A Junior Participating Preferred Stock – \$0.01 par value (20,000 shares authorized: zero issued or outstanding at October 31, 2023 and October 31, 2022)	—	—
Common Stock – \$0.01 par value (39,000,000 shares authorized: 18,192,009 and 17,935,292 shares issued and 17,941,032 and 17,684,315 shares outstanding at October 31, 2023 and October 31, 2022, respectively)	179	177
Additional paid-in capital	168,441	165,169
Retained earnings	19,017	15,500
Accumulated other comprehensive loss	(5,666)	(7,908)
Treasury stock, at cost, 250,977 shares at October 31, 2023 and October 31, 2022	(3,493)	(3,493)
Noncontrolling interest	11,209	11,609
Total stockholders' equity	189,687	181,054
Total liabilities, convertible preferred stock and stockholders' equity	<u>\$ 301,210</u>	<u>\$ 368,518</u>

See Notes to Consolidated Financial Statements.

LIMONEIRA COMPANY

CONSOLIDATED STATEMENTS OF OPERATIONS

(in thousands, except per share data)

	Years Ended October 31,		
	2023	2022	2021
Net revenues:			
Agribusiness	\$ 174,381	\$ 179,281	\$ 161,381
Other operations	5,520	5,324	4,646
Total net revenues	179,901	184,605	166,027
Costs and expenses:			
Agribusiness	169,169	160,651	148,492
Other operations	4,612	4,438	4,332
(Gain) loss on disposal of assets, net	(28,849)	(4,500)	109
Gain on legal settlement	(2,269)	—	—
Selling, general and administrative	26,455	21,815	19,427
Total costs and expenses	169,118	182,404	172,360
Operating income (loss)	10,783	2,201	(6,333)
Other income (expense):			
Interest income	364	53	379
Interest expense, net of patronage dividends	(494)	(2,291)	(1,501)
Equity in earnings of investments, net	5,322	1,341	3,203
Other (expense) income, net	(2,611)	(955)	89
Total other income (expense)	2,581	(1,852)	2,170
Income (loss) before income tax (provision) benefit	13,364	349	(4,163)
Income tax (provision) benefit	(4,247)	(823)	266
Net income (loss)	9,117	(474)	(3,897)
Net loss attributable to noncontrolling interest	283	238	456
Net income (loss) attributable to Limoneira Company	9,400	(236)	(3,441)
Preferred dividends	(501)	(501)	(501)
Net income (loss) applicable to common stock	\$ 8,899	\$ (737)	\$ (3,942)
Basic net income (loss) per common share	\$ 0.50	\$ (0.04)	\$ (0.23)
Diluted net income (loss) per common share	\$ 0.50	\$ (0.04)	\$ (0.23)
Weighted-average common shares outstanding-basic	17,603	17,513	17,555
Weighted-average common shares outstanding-diluted	17,603	17,513	17,555

See Notes to Consolidated Financial Statements.

LIMONEIRA COMPANY

CONSOLIDATED STATEMENTS OF COMPREHENSIVE INCOME (LOSS) (in thousands)

	Years Ended October 31,		
	2023	2022	2021
Net income (loss)	\$ 9,117	\$ (474)	\$ (3,897)
Other comprehensive income (loss), net of tax:			
Foreign currency translation adjustments	518	(2,430)	(685)
Minimum pension liability adjustments, net of tax of \$(135), \$(71) and \$940	(220)	(183)	2,500
Pension settlement cost, net of tax of \$756, \$169 and \$0	1,944	438	—
Total other comprehensive income (loss), net of tax	2,242	(2,175)	1,815
Comprehensive income (loss)	11,359	(2,649)	(2,082)
Comprehensive loss attributable to noncontrolling interest	283	356	445
Comprehensive income (loss) attributable to Limoneira Company	\$ 11,642	\$ (2,293)	\$ (1,637)

See Notes to Consolidated Financial Statements.

LIMONEIRA COMPANY

CONSOLIDATED STATEMENTS OF STOCKHOLDERS' EQUITY AND TEMPORARY EQUITY (in thousands, except share data)

	Stockholders' Equity							Temporary Equity		
	Common Stock		Additional Paid-In Capital	Retained Earnings	Accumulated Other Comprehensive (Loss) Income	Treasury Stock	Non- controlling Interest	Total Equity	Series B Convertible Preferred Stock	Series B-2 Convertible Preferred Stock
	Shares	Amount								
Balance at October 31, 2020	17,606,730	\$ 179	\$ 162,084	\$ 30,797	\$ (7,548)	\$ (3,493)	\$ 13,741	\$195,760	\$ 1,479	\$ 9,331
Dividends - common (\$0.30 per share)	—	—	—	(5,303)	—	—	—	(5,303)	—	—
Dividends - Series B (\$8.75 per share)	—	—	—	(129)	—	—	—	(129)	—	—
Dividends - Series B-2 (\$40 per share)	—	—	—	(372)	—	—	—	(372)	—	—
Stock compensation	125,663	1	2,581	—	—	—	—	2,582	—	—
Exchange of common stock	(46,993)	(1)	(700)	—	—	—	—	(701)	—	—
Noncontrolling interest adjustment	—	—	—	—	—	—	(1,331)	(1,331)	—	—
Net loss	—	—	—	(3,441)	—	—	(456)	(3,897)	—	—
Other comprehensive income, net of tax	—	—	—	—	1,815	—	11	1,826	—	—
Balance at October 31, 2021	17,685,400	179	163,965	21,552	(5,733)	(3,493)	11,965	188,435	1,479	9,331
Dividends - common (\$0.30 per share)	—	—	—	(5,315)	—	—	—	(5,315)	—	—
Dividends - Series B (\$8.75 per share)	—	—	—	(129)	—	—	—	(129)	—	—
Dividends - Series B-2 (\$40 per share)	—	—	—	(372)	—	—	—	(372)	—	—
Stock compensation	104,231	1	2,731	—	—	—	—	2,732	—	—
Exchange of common stock	(105,316)	(3)	(1,527)	—	—	—	—	(1,530)	—	—
Net loss	—	—	—	(236)	—	—	(238)	(474)	—	—
Other comprehensive loss, net of tax	—	—	—	—	(2,175)	—	(118)	(2,293)	—	—
Balance at October 31, 2022	17,684,315	177	165,169	15,500	(7,908)	(3,493)	11,609	181,054	1,479	9,331
Dividends - common (\$0.30 per share)	—	—	—	(5,382)	—	—	—	(5,382)	—	—
Dividends - Series B (\$8.75 per share)	—	—	—	(129)	—	—	—	(129)	—	—
Dividends - Series B-2 (\$40 per share)	—	—	—	(372)	—	—	—	(372)	—	—
Stock compensation	296,189	3	3,838	—	—	—	—	3,841	—	—
Exchange of common stock	(39,472)	(1)	(566)	—	—	—	—	(567)	—	—
Noncontrolling interest adjustment	—	—	—	—	—	—	(117)	(117)	—	—
Net income (loss)	—	—	—	9,400	—	—	(283)	9,117	—	—
Other comprehensive income, net of tax	—	—	—	—	2,242	—	—	2,242	—	—
Balance at October 31, 2023	17,941,032	\$ 179	\$ 168,441	\$ 19,017	\$ (5,666)	\$ (3,493)	\$ 11,209	\$189,687	\$ 1,479	\$ 9,331

See Notes to Consolidated Financial Statements.

LIMONEIRA COMPANY

CONSOLIDATED STATEMENTS OF CASH FLOWS (in thousands)

	Years Ended October 31,		
	2023	2022	2021
Operating activities			
Net income (loss)	\$ 9,117	\$ (474)	\$ (3,897)
Adjustments to reconcile net income (loss) to net cash (used in) provided by operating activities:			
Depreciation and amortization	8,576	9,798	9,812
(Gain) loss on disposal of assets, net	(28,849)	(4,500)	109
Gain on legal settlement	(853)	—	—
Stock compensation expense	3,841	2,732	2,582
Non-cash lease expense	1,647	442	520
Equity in earnings of investments, net	(5,322)	(1,341)	(3,203)
Cash distributions from equity investments	220	483	219
Deferred income taxes	(1,947)	548	(189)
Other, net	168	1,831	335
Changes in operating assets and liabilities:			
Accounts receivable and receivables/other from related parties	815	1,845	(5,076)
Cultural costs	2,455	(1,148)	(639)
Prepaid expenses and other current assets	1,487	(325)	(1,021)
Income taxes payable	(1,035)	—	5,911
Other assets	1,230	(134)	(5)
Accounts payable and growers and suppliers payable	(1,772)	1,853	5,389
Accrued liabilities and payables to related parties	(2,921)	3,269	(730)
Other long-term liabilities	(2,727)	(49)	(512)
Net cash (used in) provided by operating activities	(15,870)	14,830	9,605
Investing activities			
Capital expenditures	(10,305)	(10,066)	(9,834)
Net proceeds from sales of assets	98,545	19,259	119
Net proceeds from legal settlement	853	—	—
Net proceeds from sale of real estate development assets	2,577	7,917	—
Cash distribution from Trapani Fresh	122	122	—
Collection on notes receivable	155	2,755	25
Equity investment contributions and capitalized interest	(847)	(48)	—
Cash distribution from equity investment	—	—	106
Investments in mutual water companies and water rights	(523)	(506)	(653)
Net cash provided by (used in) investing activities	90,577	19,433	(10,237)
Financing activities			
Borrowings of long-term debt	57,940	146,941	102,196
Repayments of long-term debt	(122,921)	(173,755)	(95,140)
Proceeds from equipment financings	—	1,020	—
Principal paid on finance leases and equipment financings	(491)	(377)	(18)
Dividends paid – common	(5,382)	(5,315)	(5,303)
Dividends paid – preferred	(501)	(501)	(501)
Exchange of common stock	(567)	(1,530)	(700)
Net cash (used in) provided by financing activities	(71,922)	(33,517)	534
Effect of exchange rate changes on cash	(11)	(328)	36
Net increase (decrease) in cash	2,774	418	(62)
Cash at beginning of period	857	439	501
Cash at end of period	\$ 3,631	\$ 857	\$ 439

LIMONEIRA COMPANY

CONSOLIDATED STATEMENTS OF CASH FLOWS (CONTINUED) (in thousands)

	Years Ended October 31,		
	2023	2022	2021
Supplemental disclosures of cash flow information			
Cash paid during the period for interest (net of amounts capitalized)	\$ 652	\$ 2,064	\$ 1,503
Cash paid (received) during the period for income taxes	\$ 7,229	\$ 83	\$ (5,911)
Non-cash investing and financing activities:			
Contribution of real estate development to equity investment	\$ —	\$ 7,975	\$ —
Reduction of net payables to related parties	\$ —	\$ 2,392	\$ —
Reduction of note receivable	\$ —	\$ 388	\$ —
Capital expenditures accrued but not paid at period-end	\$ 309	\$ 430	\$ 657

See Notes to Consolidated Financial Statements.

LIMONEIRA COMPANY

NOTES TO CONSOLIDATED FINANCIAL STATEMENTS

1. Business

Limoneira Company (together with its consolidated subsidiaries, the “Company”) engages primarily in growing citrus and avocados, picking and hauling citrus, and packing, marketing and selling citrus. The Company is also engaged in residential rentals and other rental operations and real estate development activities.

The Company markets and sells citrus directly to food service, wholesale and retail customers throughout the United States, Canada, Asia, Australia and other international markets. The Company was a member of Sunkist Growers, Inc., an agricultural marketing cooperative, and sold a portion of its oranges, specialty citrus and other crops to Sunkist-licensed and other third-party packinghouses.

Through fiscal year 2021, the Company sold the majority of its avocado production to Calavo Growers, Inc. (“Calavo”), a packing and marketing company listed on the NASDAQ Global Select Market under the symbol CVGW. In February 2022, the Company terminated its Avocado Marketing Agreement and the associated Letter Agreement Regarding Fruit Commitment with Calavo to pursue opportunities with other packing and marketing companies.

2. Summary of Significant Accounting Policies

Principles of Consolidation

The consolidated financial statements include the accounts of the Company and the accounts of all the subsidiaries and investments in which the Company holds a controlling interest. The consolidated financial statements represent the consolidated balance sheets, statements of operations, statements of comprehensive income (loss), statements of stockholders’ equity and temporary equity and statements of cash flows of Limoneira Company and consolidated subsidiaries. Intercompany balances and transactions have been eliminated in consolidation. The Company considers the criteria established under the Financial Accounting Standards Board (“FASB”) – *Accounting Standards Code (“ASC”) 810, Consolidations*, and the effect of variable interest entities, in its consolidation process.

Use of Estimates

The preparation of financial statements in conformity with U.S. generally accepted accounting principles (“GAAP”) requires management to make estimates and assumptions that affect the reported amounts of assets and liabilities and disclosure of contingent assets and liabilities at the date of the financial statements and the reported amounts of revenues and expenses during the reporting period. Actual results could differ from those estimates.

Accounts Receivable

The Company grants credit in the course of its operations to cooperatives, companies and lessees of the Company’s facilities. The Company performs periodic credit evaluations of its customers’ financial condition and generally does not require collateral. The Company provides allowances on its receivables as required based on accounts receivable aging and other factors. As of October 31, 2023 and 2022 the allowances totaled \$260,000 and \$469,000, respectively. For fiscal years 2023, 2022 and 2021, credit losses were insignificant.

Concentrations and Geographic Information

The Company sells its avocados and oranges, and sold its specialty citrus, to third-party packinghouses. Prior to fiscal year 2022, the Company sold a majority of its avocado production to Calavo. Sales of avocados to Calavo were \$6,594,000 in fiscal year 2021.

Concentrations of credit risk with respect to revenues and accounts receivable are limited due to a large, diverse customer base. One individual customer represented 13% of revenue for fiscal year 2023. One individual customer represented 11% of accounts receivable, net as of October 31, 2023.

No individual supplier represented 10% of accounts payable as of October 31, 2023.

Lemons procured from third-party growers were 54%, 52% and 52% of the Company's lemon supply in fiscal years 2023, 2022 and 2021, respectively. One third-party grower was 44% of growers and suppliers payable as of October 31, 2023.

LIMONEIRA COMPANY

NOTES TO CONSOLIDATED FINANCIAL STATEMENTS (CONTINUED)

2. Summary of Significant Accounting Policies (continued)

The Company maintains its cash in federally insured financial institutions. The account balances at these institutions periodically exceed Federal Deposit Insurance Corporation (“FDIC”) insurance coverage and, as a result, there is a concentration of risk related to amounts on deposit in excess of FDIC insurance coverage.

Cultural Costs

Growing costs, also referred to as cultural costs, consist of orchard maintenance costs such as cultivation, fertilization and soil amendments, pest control, pruning and irrigation. Harvest costs are comprised of labor and equipment expenses incurred to harvest and deliver crops to the packinghouses.

Certain of the Company's crops have distinct growing periods and distinct harvest and selling periods, each of which lasts approximately four to eight months. During the growing period, cultural costs are capitalized as they are associated with benefiting and preparing the crops for the harvest and selling period. During the harvest and selling period, harvest costs and cultural costs are expensed when incurred and capitalized cultural costs are amortized as components of agribusiness costs and expenses.

Due to climate, growing conditions and the types of crops grown, certain of the Company's other crops may be harvested and sold on a year-round basis. Accordingly, the Company does not capitalize cultural costs associated with these crops and therefore such costs, as well as harvest costs associated with these crops, are expensed to operations when incurred as components of agribusiness costs and expenses.

Most cultural costs, including amortization of capitalized cultural costs, and harvest costs are associated with and charged to specific crops. Certain other costs, such as property taxes, indirect labor, including farm supervision and management, and irrigation that benefit multiple crops are allocated to crops on a per acre basis.

Income Taxes

Deferred income tax assets and liabilities are computed annually for differences between the financial statement and income tax bases of assets and liabilities that will result in taxable or deductible amounts in the future. Such deferred income tax asset and liability computations are based on enacted tax laws and rates applicable to periods in which the differences are expected to affect taxable income. A valuation allowance is established, when necessary, to reduce deferred income tax assets to the amount expected to be realized.

Tax benefits from an uncertain tax position are only recognized if it is more likely than not that the tax position will be sustained upon examination by the taxing authorities, based on the technical merits of the position. The tax benefits recognized in the financial statements from such a position are measured based on the largest benefit that has a greater than 50% likelihood of being realized upon ultimate settlement.

Property, Plant and Equipment

Property, plant and equipment is stated at original cost, net of accumulated depreciation. Depreciation is computed using the straight-line method at rates based upon the estimated useful lives of the related assets as follows (in years):

Land improvements	10 – 30
Buildings and building improvements	10 – 50
Equipment	5 – 20
Orchards and vineyards	20 – 40

Costs of planting and developing orchards are capitalized until the orchards become commercially productive. Planting costs consist primarily of the costs to purchase and plant nursery stock. Orchard development costs consist primarily of maintenance costs of orchards such as cultivation, pruning, irrigation, labor, pest control and fertilization, and interest costs during the development period. The Company ceases the capitalization of costs and commences depreciation when the orchards become commercially productive and orchard maintenance costs are accounted for as cultural costs as described above.

Capitalized Interest

Interest is capitalized on real estate development projects and significant construction in progress using the weighted average interest rate during the fiscal year. Capitalized interest is included in property, plant, and equipment, equity in investments and real estate development assets in the Company's consolidated balance sheets.

LIMONEIRA COMPANY

NOTES TO CONSOLIDATED FINANCIAL STATEMENTS (CONTINUED)

2. Summary of Significant Accounting Policies (continued)

Real Estate Development Costs

The Company capitalizes the planning, entitlement, construction, development costs and interest associated with its various real estate projects. Costs that are not capitalized, which include property maintenance and repairs, general and administrative and marketing expenses, are expensed as incurred. A real estate development project is considered substantially complete upon the cessation of construction and development activities. Once a project is substantially completed, future costs are expensed as incurred. The Company capitalized costs related to its real estate projects of \$281,000 and \$637,000 in fiscal years 2023 and 2022, respectively.

Equity in Investments

Investments in unconsolidated joint ventures in which the Company has significant influence but less than a controlling interest, or is not the primary beneficiary if the joint venture is determined to be a Variable Interest Entity (“VIE”), are accounted for under the equity method of accounting and, accordingly, are adjusted for capital contributions, distributions, capitalized interest and the Company’s equity in net earnings or loss of the respective joint venture. The Company evaluates equity method investments for impairment whenever events or changes in circumstances exist that may indicate the investments are no longer recoverable or have incurred an other-than-temporary decline in value.

Long-Lived and Intangible Assets

Intangible assets consist primarily of customer relationships, trade names and trademarks and a non-competition agreement. The Company’s definite-life intangible assets are being amortized on a straight-line basis over their estimated lives ranging from eight to nine years. Acquired water and mineral rights are indefinite-life assets not subject to amortization. Assets held for sale are carried at the lower of cost or fair value less estimated cost to sell.

The Company evaluates long-lived assets, including its property and equipment, real estate development projects and definite-life intangible assets, for impairment whenever events or changes in circumstances indicate that the carrying value of an asset may not be recoverable. If the estimated fair value or undiscounted future cash flows from the use of an asset are less than the carrying value of that asset, a write-down is recorded to reduce the carrying value of the asset to its estimated fair value. The Company evaluates its indefinite-life intangible assets annually or whenever events or changes in circumstances indicate an impairment of the assets’ value may exist.

COVID-19 Pandemic

The decline in demand for the Company’s products as a result of the COVID-19 pandemic negatively impacted the Company’s sales and profitability since the beginning of the second quarter of fiscal year 2020. The COVID-19 pandemic may continue to impact the Company’s sales and profitability in future periods. The duration of these trends and the magnitude of such impacts are uncertain and therefore cannot be estimated at this time, as they are influenced by a number of factors, many of which are outside management’s control.

Goodwill

Goodwill is tested for impairment on an annual basis or when an event or changes in circumstances indicate that its carrying value may not be recoverable. Goodwill impairment is tested at the reporting unit level, which is defined as an operating segment or one level below the operating segment. The annual, or interim, goodwill impairment test is performed by comparing the fair value of a reporting unit with its carrying amount. An impairment charge is recognized for the amount by which the carrying amount exceeds the reporting unit’s fair value; however, the loss recognized should not exceed the total amount of goodwill allocated to that reporting unit. An entity still has the option to perform the qualitative assessment for a reporting unit to determine if the quantitative impairment test is necessary. Goodwill impairment testing involves significant judgment and estimates.

Fair Values of Financial Instruments

Accounts receivable, accounts payable, growers and suppliers payable and accrued liabilities reported on the Company’s consolidated balance sheets approximate their fair values due to the short-term nature of the instruments.

Based on the borrowing rates currently available to the Company for bank loans with similar terms and maturities, the fair value of long-term debt is approximately equal to its carrying amount as of October 31, 2023 and 2022.

LIMONEIRA COMPANY

NOTES TO CONSOLIDATED FINANCIAL STATEMENTS (CONTINUED)

2. Summary of Significant Accounting Policies (continued)

Comprehensive Income (Loss)

Comprehensive income (loss) represents all changes in a company's net assets, except changes resulting from transactions with stockholders. Other comprehensive income or loss includes foreign currency translation items and defined benefit pension items. Accumulated other comprehensive loss is reported as a component of the Company's stockholders' equity.

The following table summarizes the changes in other comprehensive income (loss) by component at October 31 (in thousands):

	2023			2022			2021		
	Pre-tax Amount	Tax Benefit (Expense)	Net Amount	Pre-tax Amount	Tax Benefit (Expense)	Net Amount	Pre-tax Amount	Tax Expense	Net Amount
Foreign currency translation adjustments	\$ 518	\$ —	\$ 518	\$ (2,430)	\$ —	\$ (2,430)	\$ (685)	\$ —	\$ (685)
Minimum pension liability adjustments:									
Other comprehensive (loss) income before reclassifications	(355)	135	(220)	(254)	71	(183)	3,440	(940)	2,500
Amounts reclassified to earnings included in "Other (expense) income, net"	2,700	(756)	1,944	607	(169)	438	—	—	—
Other comprehensive income (loss)	<u>\$ 2,863</u>	<u>\$ (621)</u>	<u>\$ 2,242</u>	<u>\$ (2,077)</u>	<u>\$ (98)</u>	<u>\$ (2,175)</u>	<u>\$ 2,755</u>	<u>\$ (940)</u>	<u>\$ 1,815</u>

The following table summarizes the changes in accumulated other comprehensive (loss) income by component (in thousands):

	Foreign Currency Translation Loss	Defined Benefit Pension Plan	Accumulated Other Comprehensive (Loss) Income
Balance as of October 31, 2020	\$ (3,069)	\$ (4,479)	\$ (7,548)
Other comprehensive (loss) income	(685)	2,500	1,815
Balance as of October 31, 2021	(3,754)	(1,979)	(5,733)
Other comprehensive (loss) income	(2,430)	255	(2,175)
Balance as of October 31, 2022	(6,184)	(1,724)	(7,908)
Other comprehensive income	518	1,724	2,242
Balance as of October 31, 2023	<u>\$ (5,666)</u>	<u>\$ —</u>	<u>\$ (5,666)</u>

Foreign Currency

The Company has foreign subsidiaries whose functional currencies are the Chilean Peso. Their balance sheets are translated to U.S. dollars at exchange rates in effect at the balance sheet date and their income statements are translated at average exchange rates during the reporting period. The resulting foreign currency translation adjustments are recorded as a separate component of accumulated other comprehensive (loss) income.

The Company's foreign subsidiaries incurred aggregate foreign exchange transaction losses of approximately \$204,000 in both of the fiscal years 2023 and 2022 and \$646,000 for fiscal year 2021. These losses are included in selling, general and administrative expenses in the consolidated statements of operations.

LIMONEIRA COMPANY

NOTES TO CONSOLIDATED FINANCIAL STATEMENTS (CONTINUED)

2. Summary of Significant Accounting Policies (continued)

Revenue Recognition

The Company recognizes revenue in accordance with ASC 606, *Revenue from contracts with customers*, and recognizes revenue to depict the transfer of promised goods or services to customers in an amount that reflects the consideration to which the Company expects to be entitled in exchange for those goods or services. To achieve that core principle, the Company applies the following steps:

- Identify the contract(s) with a customer;
- Identify the performance obligations in the contract;
- Determine the transaction price;
- Allocate the transaction price to the performance obligations in the contract;
- Recognize revenue when (or as) the entity satisfies a performance obligation.

The Company determines the appropriate method by which it recognizes revenue by analyzing the nature of the products or services being provided as well as the terms and conditions of contracts or arrangements entered into with its customers. The Company accounts for a contract when it has approval and commitment from both parties, the rights of the parties are identified, payment terms are identified, the contract has commercial substance and collectability of consideration is probable. A contract's transaction price is allocated to each distinct good or service (i.e., performance obligation) identified in the contract and each performance obligation is valued based on its estimated relative standalone selling price.

The Company recognizes the majority of its revenue at a point in time when it satisfies a performance obligation and transfers control of the product to the respective customer. The amount of revenue that is recognized is based on the transaction price, which represents the invoiced amount and includes estimates of variable consideration such as allowances for estimated customer discounts or concessions, where applicable. The amount of variable consideration included in the transaction price may be constrained and is included only to the extent that it is probable that a significant reversal in the amount of the cumulative revenue recognized under the contract will not occur in a future period.

Agribusiness revenue - Revenue from lemon sales is generally recognized at a point in time when the customer takes control of the fruit from the Company's packinghouse, which aligns with the transfer of title to the customer. The Company has elected to treat any shipping and handling costs incurred after control of the goods has been transferred to the customer as agribusiness costs.

The Company's avocados are packed and sold by third-party packinghouses. The Company's arrangements with its third-party packinghouses are such that the Company is the producer and supplier of the product and the third-party packinghouses are the Company's customers. The Company controls the product until it is delivered to the third-party packinghouses at which time control of the product is transferred to the third-party packinghouses and revenue is recognized.

Revenue from crop insurance proceeds is recorded when the amount can be reasonably determined and upon establishment of the present right to payment. We recorded agribusiness revenues from crop insurance proceeds of \$769,000 and \$449,000 in fiscal years 2023 and 2022, respectively. There were no proceeds received in fiscal year 2021.

Advertising Expense

Advertising costs are expensed as incurred. Advertising costs were immaterial in fiscal year 2023 and \$165,000 and \$178,000 in fiscal years 2022 and 2021, respectively.

Leases

Accounting for Leases as a Lessee - The Company enters into leases as a lessee generally for agricultural land and packinghouse facilities and equipment. The Company determines if an arrangement is a lease or contains a lease at inception. Operating and finance leases are included in other assets, accrued liabilities and other long-term liabilities on its consolidated balance sheets. Lease right-of-use ("ROU") assets represent the right to use an underlying asset for the lease term and lease liabilities represent the obligation to make lease payments arising from the lease, measured on a discounted basis. Lease ROU assets and lease liabilities are recognized based on the present value of the future minimum lease payments over the lease term at commencement date. The Company uses either its incremental borrowing rate based on the information available at commencement date, or the rate implicit in the lease, if known, in determining the present value of future payments.

LIMONEIRA COMPANY

NOTES TO CONSOLIDATED FINANCIAL STATEMENTS (CONTINUED)

2. Summary of Significant Accounting Policies (continued)

Leases (continued)

Operating lease expense for minimum lease payments is recognized on a straight-line basis over the lease term. Leases with an initial term of 12 months or less are not recorded on the balance sheet as the Company has elected to recognize lease expense for these leases on a straight-line basis over the lease term. The Company had material leases with related parties which are further described in Note 15 - Related-Party Transactions.

Certain of the Company's agricultural land agreements contain variable costs based on a percentage of the operating results of the leased property. Such variable lease costs are expensed as incurred. These land agreements also contain costs for non-lease components, such as water usage, which the Company accounts for separately from the lease components. For all other agreements, the Company generally combines lease and non-lease components in calculating the ROU assets and lease liabilities. See Note 13 - Leases for additional information.

Accounting for Leases as a Lessor - Leases in which the Company acts as the lessor include land, residential and commercial units and are all classified as operating leases. Certain of the Company's contracts contain variable income based on a percentage of the operating results of the leased asset. Certain of the Company's contracts contain non-lease components such as water, utilities and common area services. The Company has elected to not separate lease and non-lease components for its lessor arrangements and the combined component is accounted for entirely under ASC 842, *Leases*. The underlying asset in an operating lease arrangement is carried at depreciated cost within property, plant, and equipment, net on the consolidated balance sheets. Depreciation is calculated using the straight-line method over the useful life of the underlying asset. The Company recognizes operating lease revenue on a straight-line basis over the lease term.

Basic and Diluted Net Income (Loss) per Share

Basic net income (loss) per common share is calculated using the weighted-average number of common shares outstanding during the period without consideration of the dilutive effect of conversion of preferred stock. Diluted net income (loss) per common share is calculated using the weighted-average number of common shares outstanding during the period plus the dilutive effect of conversion of unvested, restricted stock and preferred stock.

Diluted net income (loss) per common share is calculated using the more dilutive method of either the two-class method or the treasury stock method. Unvested stock-based compensation awards that contain non-forfeitable rights to dividends as participating shares are included in computing earnings per share. The Company's unvested, restricted stock awards qualify as participating shares.

Defined Benefit Retirement Plan

The Company sponsored a defined benefit retirement plan (the "Plan") that was frozen in June 2004, and no future benefits accrued to participants subsequent to that time. In fiscal year 2021, the Company terminated the Plan effective December 31, 2021. On November 4, 2022, the Company entered into an agreement with Principal Life Insurance Company for the purchase of an annuity contract in connection with the Plan termination. On November 10, 2022, the annuity contract was purchased for \$12,617,000, payable with Plan assets and a \$2,500,000 cash payment from the Company.

LIMONEIRA COMPANY

NOTES TO CONSOLIDATED FINANCIAL STATEMENTS (CONTINUED)

3. Asset Sales and Disposals

Northern Properties

In October 2022, the Company entered into a Purchase and Sale Agreement, as amended, (the “Agreement”) with PGIM Real Estate Finance, LLC (“PGIM”) to sell 3,537 acres of land and citrus orchards in Tulare County, California (the “Northern Properties”) for a purchase price of approximately \$100,405,000. On January 25, 2023, the Board approved the Agreement creating a binding agreement of the Company to sell the Northern Properties and the transaction closed on January 31, 2023. During the quarter ended April 30, 2023, the purchase price was decreased by \$397,000 for reimbursement of certain cultural costs and prepaid expenses, resulting in a final purchase price of \$100,008,000. After transaction costs the Company received net proceeds of \$98,411,000.

The following is a summary of the transaction (in thousands):

Net cash proceeds received	\$ 85,494
Debt directly repaid through the transaction	12,917
Total net proceeds received	<u>98,411</u>
Less: net book value of assets sold	
Cultural costs	3,853
Prepaid expenses and other current assets	155
Property, plant and equipment, net	53,144
Intangible assets, net	12
Other assets	1,320
Accrued liabilities	(68)
	<u>58,416</u>
Gain on disposal of assets	<u>\$ 39,995</u>

The proceeds were used to pay down all of the Company’s domestic debt except the AgWest Farm Credit \$40,000,000 non-revolving line of credit. The Northern Properties component, including an allocation of interest expense related to the debt directly repaid through the transaction, had a pretax (loss) gain of \$(1,667,000), \$(1,236,000) and \$3,334,000 for fiscal years 2023, 2022 and 2021, respectively.

On January 31, 2023, the Company entered into a Farm Management Agreement (“FMA”) with an affiliate of PGIM to provide farming, management and operations services related to the Northern Properties. The FMA has an initial term expiring March 31, 2024, and thereafter continuing from year to year unless earlier terminated under the terms of the FMA. Further, on January 31, 2023, the Company entered into a Grower Packing and Marketing Agreement to provide packing, marketing and selling services for lemons harvested on the Northern Properties for a minimum five-year term, subject to certain benchmarking standards.

Cadiz Ranch

In April 2023, the Company determined that citrus farming operations were economically unviable on 670 acres of leased agricultural land at the Cadiz Ranch. As a result, the Company ceased farming operations, disposed of the related property, plant and equipment and recorded a loss on disposal of assets of \$9,012,000 during fiscal year 2023.

Oxnard Lemon

In October 2022, the Company sold the Oxnard Lemon property and packing facility located in Ventura County, California. The Company received net proceeds of \$19,144,000 and recognized a gain of approximately \$846,000, which is included in (gain) loss on disposal of assets, net in the consolidated statements of operations. Concurrent with the closing of the sale, the Company entered into a lease agreement to continue use of the property as a lessee for a period of 36 months from the closing date, with extension options for an additional 24 months.

LIMONEIRA COMPANY

NOTES TO CONSOLIDATED FINANCIAL STATEMENTS (CONTINUED)

4. Prepaid Expenses and Other Current Assets

Prepaid expenses and other current assets consist of the following as of October 31 (in thousands):

	2023	2022
Prepaid supplies and insurance	\$ 1,667	\$ 2,958
Assets held for sale	535	2,670
Sales tax receivable	490	475
Income tax receivable	816	—
Lemon supplier advances	791	1,188
Other	1,289	1,205
	<u>\$ 5,588</u>	<u>\$ 8,496</u>

5. Property, Plant and Equipment

Property, plant and equipment consist of the following as of October 31 (in thousands):

	2023	2022
Land	\$ 55,974	\$ 87,617
Land improvements	29,925	37,221
Buildings and building improvements	36,983	37,929
Equipment	58,574	61,615
Orchards and vineyards	43,258	60,657
Construction in progress	16,977	28,489
	<u>241,691</u>	<u>313,528</u>
Less accumulated depreciation	(81,060)	(90,900)
	<u>\$ 160,631</u>	<u>\$ 222,628</u>

Depreciation expense was \$7,701,000, \$9,075,000 and \$8,883,000 for fiscal years 2023, 2022 and 2021, respectively.

Refer to Note 3 - Asset Sales and Disposals for discussion on the Company's significant property, plant and equipment transactions.

6. Real Estate Development

Real estate development assets are comprised of land and land development costs for the East Area II property in the amount of \$9,987,000 and \$9,706,000 as of October 31, 2023 and 2022, respectively.

East Area I, Retained Property and East Area II

In fiscal year 2005, the Company began capitalizing the costs of two real estate development projects east of Santa Paula, California, for the development of 550 acres of land into residential units, commercial buildings and civic facilities. In November 2015 (the "Transaction Date"), the Company entered into a joint venture with The Lewis Group of Companies ("Lewis") for the residential development of its East Area I real estate development project. To consummate the transaction, the Company formed Limoneira Lewis Community Builders, LLC ("LLCB") as the development entity, contributed its East Area I property to LLCB, and sold a 50% interest to Lewis for \$20,000,000.

The Company and LLCB also entered into a Retained Property Development Agreement on the Transaction Date (the "Retained Property Agreement"). Under the terms of the Retained Property Agreement, LLCB transferred certain contributed East Area I property, which is entitled for commercial development, back to the Company (the "Retained Property") and arranged for the design and construction of certain improvements to the Retained Property, subject to certain reimbursements by the Company. The balance in East Area II includes estimated costs incurred by and reimbursable to LLCB of \$3,444,000 as of October 31, 2023 and 2022, which is included in payables to related parties.

LIMONEIRA COMPANY

NOTES TO CONSOLIDATED FINANCIAL STATEMENTS (CONTINUED)

6. Real Estate Development (continued)

In January 2018, LLCB entered into a \$45,000,000 unsecured Line of Credit Loan Agreement and Promissory Note (the "Loan") with Bank of America, N.A. to fund early development activities. Effective as of February 22, 2023, the Loan maturity date was extended to February 22, 2024, and the maximum borrowing amount was reduced to \$35,000,000. As of February 1, 2023, the interest rate on the Loan transitioned from the London Interbank Offered Rate ("LIBOR") to the Bloomberg Short-Term Bank Yield Index rate ("BSBY") plus 2.85% and is payable monthly. The Loan contains certain customary default provisions and LLCB may prepay any amounts outstanding under the Loan without penalty. The Loan had no outstanding balance as of October 31, 2023.

In February 2018, the Company and certain principals from Lewis guaranteed the obligations under the Loan. The guarantors are jointly and severally liable for all Loan obligations in the event of default by LLCB. The guarantee continues in effect until all of the Loan obligations are fully paid and the Loan terminates. The \$1,080,000 estimated value of the guarantee was recorded in the Company's consolidated balance sheets and is included in other long-term liabilities with a corresponding value in equity in investments. Additionally, a Reimbursement Agreement was executed between the Lewis guarantors and the Company, which provides for unpaid liabilities of LLCB to be shared pro-rata by the Lewis guarantors and the Company in proportion to their percentage interest in LLCB.

In October 2022, the Company entered into a joint venture with Lewis for the development of the Retained Property. The Company formed LLCB II, LLC ("LLCB II") as the development entity, contributed the Retained Property to the joint venture and sold a 50% interest to Lewis for \$7,975,000. After transaction costs, the Company received net proceeds of \$7,917,000 and recorded a gain on the transaction of \$4,652,000, of which \$465,000 was deferred and \$4,187,000 is included in (gain) loss on disposal of assets, net in the consolidated statements of operations for fiscal year 2022. The joint venture partners will share in the capital contributions to fund project costs until loan proceeds and/or revenues are sufficient to fund the project. In connection with the closing, the Company and Lewis amended LLCB's Limited Liability Company Agreement to provide that LLCB is to include the processing of final approval for additional residential units to be developed and constructed on the Retained Property. The Company made contributions of \$525,000 to LLCB II in fiscal year 2023.

Through October 31, 2023, LLCB has closed on lot sales representing 707 residential units since inception, including 121 residential units in fiscal year 2023.

Other Real Estate Development Projects

In fiscal year 2020, the Company entered into an agreement to sell its Sevilla property for \$2,700,000, which closed in November 2022. After transaction and other costs, the Company received cash proceeds of approximately \$2,577,000 and recorded an immaterial loss on disposal of assets during fiscal year 2023.

In December 2017, the Company sold its Centennial property with a net book value of \$2,983,000 for \$3,250,000. The Company received cash and a \$3,000,000 promissory note secured by the property for the balance of the purchase. In fiscal year 2022, the promissory note was paid in full and the deferred gain of \$161,000 was recorded in (gain) loss on disposal of assets, net.

7. Equity in Investments

Limco Del Mar, Ltd.

The Company has a 1.3% interest in Limco Del Mar, Ltd. ("Del Mar") as a general partner and a 26.8% interest as a limited partner. Based on the terms of the partnership agreement, the Company may be removed as general partner without cause from the partnership upon the vote of the limited partners owning an aggregate of 50% or more interest in the partnership. Since the Company has significant influence, but less than a controlling interest, the Company's investment in Del Mar is accounted for using the equity method of accounting.

The Company provides Del Mar with farm management, orchard land development and accounting services and received expense reimbursements of \$206,000, \$202,000 and \$200,000 in fiscal years 2023, 2022 and 2021, respectively. Del Mar markets lemons through the Company pursuant to its customary marketing agreements and the amount of lemons procured from Del Mar was \$1,161,000, \$1,568,000 and \$1,681,000 in fiscal years 2023, 2022 and 2021, respectively. Fruit proceeds due to Del Mar were \$347,000 and \$703,000 as of October 31, 2023 and 2022, respectively, and are included in growers and suppliers payable in the accompanying consolidated balance sheets.

LIMONEIRA COMPANY

NOTES TO CONSOLIDATED FINANCIAL STATEMENTS (CONTINUED)

7. Equity in Investments (continued)

Romney Property Partnership

In May 2007, the Company and an individual formed the Romney Property Partnership (“Romney”) for the purpose of owning and leasing an office building and adjacent lot in Santa Paula, California. The Company paid \$489,000 in 2007 for 75% interest in Romney. The terms of the partnership agreement affirm the status of the Company as a noncontrolling investor in the partnership since the Company cannot exercise unilateral control over the partnership. Since the Company has significant influence, but less than a controlling interest, the Company’s investment in Romney is accounted for using the equity method of accounting. Net profits, losses and cash flows of Romney are shared by the Company, which receives 75% and the individual, who receives 25%.

Rosales S.A.

The Company currently has a 47% equity interest in Rosales S.A. (“Rosales”) of which 35% was acquired in fiscal year 2014 and an additional 12% interest was acquired with the purchase of Fruticola Pan de Azucar S.A. (“PDA”) in fiscal year 2017. Rosales is a citrus packing, marketing and sales business located in La Serena, Chile. In addition, the Company has the right to acquire the interest of the majority shareholder of Rosales upon death or disability of Rosales’ general manager for the fair value of the interest on the date of the event as defined in the shareholders’ agreement. Since the Company has significant influence, but less than a controlling interest, the Company’s investment in Rosales is accounted for using the equity method of accounting.

Rosales’ functional currency is the Chilean Peso. The following financial information has been translated to U.S. dollars. In addition, as a result of the Company’s acquisition of its equity interest, basis differences were identified between the historical cost of the net assets of Rosales and the proportionate fair value of the net assets acquired. Such basis differences aggregated to \$1,683,000 on the acquisition date and are primarily comprised of intangible assets, including \$343,000 of equity method goodwill. An additional \$925,000 of basis differences were identified with the February 2017 PDA acquisition, including \$143,000 of equity method goodwill. The \$2,122,000 in basis differences exclusive of goodwill is being amortized over the estimated life of the underlying intangible assets as a reduction in the equity investment and an expense included in equity in earnings of investments. Amortization amounted to \$87,000, \$118,000 and \$180,000 for fiscal years 2023, 2022 and 2021, respectively, and is estimated to be immaterial thereafter.

The Company recognized \$4,581,000, \$3,615,000 and \$3,405,000 of lemon sales to Rosales in fiscal years 2023, 2022 and 2021, respectively. The aggregate amount of lemons and oranges procured from Rosales was \$5,826,000, \$3,821,000 and \$5,304,000 in fiscal years 2023, 2022 and 2021, respectively. Net amounts due from Rosales were \$626,000 and \$270,000 as of October 31, 2023 and 2022, respectively, and are included in receivables/other from related parties and payables to related parties.

Limoneira Lewis Community Builders, LLC (“LLCB”)

As described in Note 6 – Real Estate Development, the Company has a joint venture with Lewis for the residential development of its East Area I real estate development project. In addition to the assessment performed by the Company of its investment in LLCB under the requirements of Regulation S-X Rule 4-08(g), the Company also assessed its investment in LLCB under the requirements of Regulation S-X Rule 3-09(b). LLCB was deemed significant for the years ended October 31, 2023 and 2021 but was not significant for the year ended October 31, 2022. Therefore, the audited financial statements of LLCB for the years ended October 31, 2023, 2022 and 2021 are provided as exhibits to this document to comply with this rule. Additionally, there is a basis difference between the Company’s historical investment in the project and the amount recorded in members’ capital by LLCB of \$58,282,000 as of October 31, 2023. The basis difference of \$8,006,000 as of October 31, 2023 is primarily comprised of capitalized interest, amounts related to the loan guarantee and certain other costs incurred by Limoneira Company during the development period. This basis difference is being amortized as lots are sold utilizing the relative sales value method and the amount amortized totaled \$717,000, \$77,000 and \$1,434,000 in fiscal years 2023, 2022 and 2021, respectively. The Company’s share of LLCB’s net income prior to basis amortization was \$5,851,000, \$1,015,000 and \$4,508,000 for fiscal years 2023, 2022 and 2021, respectively.

LLCB II, LLC (“LLCB II”)

As described in Note 6 - Real Estate Development, in October 2022, the Company formed a joint venture with Lewis for the residential development of its Retained Property. Control is shared with Lewis, therefore the Company’s investment in LLCB II is accounted for using the equity method of accounting.

LIMONEIRA COMPANY

NOTES TO CONSOLIDATED FINANCIAL STATEMENTS (CONTINUED)

7. Equity in Investments (continued)

The following is financial information of the equity method investees for fiscal years 2023, 2022 and 2021 (in thousands):

	Del Mar	Romney	Rosales	LLCB	LLCB II
2023					
Current assets	\$ —	\$ 13	\$ 3,637	\$ 124,939	\$ 17,094
Non-current assets	\$ 797	\$ 597	\$ 2,547	\$ —	\$ —
Current liabilities	\$ 13	\$ 3	\$ 3,032	\$ 7,104	\$ —
Non-current liabilities	\$ —	\$ —	\$ 1,085	\$ —	\$ —
Revenues	\$ 1,434	\$ 22	\$ 10,903	\$ 30,933	\$ —
Operating income (loss)	\$ 100	\$ (4)	\$ 738	\$ 11,770	\$ (2)
Net income (loss)	\$ 100	\$ (4)	\$ 538	\$ 11,770	\$ (2)
2022					
Current assets	\$ 654	\$ —	\$ 3,478	\$ 116,596	\$ 16,051
Non-current assets	\$ 807	\$ 612	\$ 2,606	\$ —	\$ —
Current liabilities	\$ —	\$ —	\$ 3,076	\$ 10,531	\$ 5
Non-current liabilities	\$ —	\$ —	\$ 1,686	\$ —	\$ —
Revenues	\$ 2,882	\$ 6	\$ 7,177	\$ 2,500	\$ —
Operating income (loss)	\$ 1,823	\$ (1)	\$ 272	\$ 1,809	\$ —
Net income (loss)	\$ 1,823	\$ (1)	\$ 26	\$ 1,809	\$ —
2021					
Revenues	\$ 2,059	\$ 17	\$ 9,862	\$ 42,853	\$ —
Operating income (loss)	\$ 1,052	\$ (4)	\$ 438	\$ 9,087	\$ —
Net income (loss)	\$ 1,052	\$ (4)	\$ 35	\$ 9,087	\$ —

The Company's investment and equity in earnings (losses) of the equity method investees are as follows (in thousands):

	Del Mar	Romney	Rosales	LLCB	LLCB II	Total
Investment balance October 31, 2020	\$ 1,920	\$ 511	\$ 1,641	\$ 57,142	\$ —	\$ 61,214
Equity earnings (losses)	296	(3)	(164)	3,074	—	3,203
Cash distributions	(219)	—	(106)	—	—	(325)
Foreign currency adjustments	—	—	(20)	—	—	(20)
Investment balance October 31, 2021	1,997	508	1,351	60,216	—	64,072
Equity earnings (losses)	510	(1)	(106)	938	—	1,341
Cash distributions	(483)	—	—	—	—	(483)
Investment contributions	—	—	—	—	8,023	8,023
Foreign currency adjustments	—	—	(98)	—	—	(98)
Investment balance October 31, 2022	2,024	507	1,147	61,154	8,023	72,855
Equity earnings (losses)	28	(5)	166	5,134	(1)	5,322
Cash distributions	(220)	—	—	—	—	(220)
Cash contributions	—	—	—	—	525	525
Capitalized interest	—	—	—	—	322	322
Foreign currency adjustments	—	—	12	—	—	12
Investment balance October 31, 2023	\$ 1,832	\$ 502	\$ 1,325	\$ 66,288	\$ 8,869	\$ 78,816

LIMONEIRA COMPANY

NOTES TO CONSOLIDATED FINANCIAL STATEMENTS (CONTINUED)

8. Goodwill and Intangible Assets

A summary of the change in the carrying amount of goodwill is as follows (in thousands):

	Goodwill Carrying Amount
Balance at October 31, 2021	\$ 1,527
Foreign currency translation adjustment	(21)
Balance at October 31, 2022	\$ 1,506
Foreign currency translation adjustment	6
Balance at October 31, 2023	<u>\$ 1,512</u>

Goodwill is tested for impairment on an annual basis or when an event or changes in circumstances indicate that its carrying value may not be recoverable. The Company concluded that no potential impairment indicators existed during any interim period and performed its annual assessment of goodwill impairment as of July 31, 2023 with no impairment noted. The Company did not incur any goodwill impairment losses in fiscal years 2023, 2022 or 2021, as the estimated fair values of its reporting units were in excess of their carrying values.

As of October 31, 2023, the Company allocated goodwill to its reportable segments as follows: Fresh Lemons \$942,000 and Lemon Packing \$570,000, respectively.

Intangible assets consist of the following as of October 31 (in thousands):

	<u>2023</u>				<u>2022</u>			
	Gross Carrying Amount	Accumulated Amortization	Net Carrying Amount	Weighted Average Useful Life in Years	Gross Carrying Amount	Accumulated Amortization	Net Carrying Amount	Weighted Average Useful Life in Years
Trade names and trademarks	\$ 2,108	(1,104)	1,004	8	\$ 2,108	\$ (881)	\$ 1,227	8
Customer relationships	4,037	(2,111)	1,926	9	4,037	(1,660)	2,377	9
Non-competition agreement	437	(132)	305	8	437	(76)	361	8
Acquired water and mineral rights	3,422	—	3,422	Indefinite	3,352	—	3,352	Indefinite
	<u>\$10,004</u>	<u>\$ (3,347)</u>	<u>\$ 6,657</u>		<u>\$ 9,934</u>	<u>\$ (2,617)</u>	<u>\$ 7,317</u>	

Amortization expense totaled \$730,000, \$723,000, and \$929,000 for fiscal years 2023, 2022 and 2021, respectively.

Estimated future amortization expense of intangible assets are as follows (in thousands):

2024	\$ 711
2025	711
2026	711
2027	427
2028	427
Thereafter	248
	<u>\$ 3,235</u>

9. Other Assets

Investments in Mutual Water Companies

The Company's investments in various not-for-profit mutual water companies provide it with the right to receive a proportionate share of water from each of the not-for-profit mutual water companies that have been invested in and do not constitute voting shares and/or rights. In January 2023, the Company sold an investment in a mutual water company with a net book value of \$1,320,000 as part of the Northern Properties sale described in Note 3 - Asset Sales and Disposals. Amounts included in other assets in the consolidated balance sheets as of October 31, 2023 and 2022 were \$5,703,000 and \$6,500,000, respectively.

LIMONEIRA COMPANY

NOTES TO CONSOLIDATED FINANCIAL STATEMENTS (CONTINUED)

10. Accrued Liabilities

Accrued liabilities consist of the following as of October 31 (in thousands):

	2023	2022
Compensation	\$ 2,858	\$ 3,572
Property taxes	548	664
Operating expenses	2,223	2,341
Leases	2,150	2,026
Other	872	2,676
	<u>\$ 8,651</u>	<u>\$ 11,279</u>

11. Long-Term Debt

Long-term debt is comprised of the following as of October 31 (in thousands):

	2023	2022
AgWest Farm Credit revolving and non-revolving lines of credit: the interest rate of the revolving line of credit is variable based on the one-month Secured Overnight Financing Rate (“SOFR”), which was 5.31% at October 31, 2023, plus 1.78%. The interest rate for the \$40.0 million outstanding balance of the non-revolving line of credit is fixed at 3.57% through July 1, 2025 and variable thereafter. Interest is payable monthly and the principal is due in full on July 1, 2026.	\$ 40,000	\$ 88,521
AgWest Farm Credit term loan: The interest rate was fixed at 3.24%. The loan was repaid in January 2023.	—	919
AgWest Farm Credit term loan: The interest rate was fixed at 3.24%. The loan was repaid in January 2023.	—	7,562
AgWest Farm Credit term loan: The interest rate was fixed at 2.77% until July 1, 2025, becoming variable for the remainder of the loan. The loan was repaid in January 2023.	—	5,555
AgWest Farm Credit term loan: The interest rate was fixed at 3.19%. The loan was repaid in January 2023.	—	2,003
Banco de Chile term loan: The interest rate is fixed at 6.48%. The loan is payable in annual installments through January 2025.	583	675
Banco de Chile COVID-19 loans: The interest rates are fixed at 3.48%. The loans are payable in monthly installments through September 2024.	112	233
Banco de Chile COVID-19 loans: The interest rates are fixed at 3.48% and 4.26%. The loans are payable in monthly installments through September 2026.	314	434
Subtotal	41,009	105,902
Less deferred financing costs, net of accumulated amortization	—	94
Total long-term debt, net	41,009	105,808
Less current portion	381	1,732
Long-term debt, less current portion	<u>\$ 40,628</u>	<u>\$ 104,076</u>

The Company entered into a Master Loan Agreement (the “MLA”) with AgWest Farm Credit, formerly known as Farm Credit West, (the “Lender”) dated June 1, 2021, together with a revolving credit facility supplement (the “Revolving Credit Supplement”), a non-revolving credit facility supplement (the “Non-Revolving Credit Supplement,” and together with the Revolving Credit Supplement, the “Supplements”) and an agreement to convert to a fixed interest rate for a period of time as described in the table above (“Fixed Interest Rate Agreement”). The MLA governs the terms of the Supplements.

In March 2020, the Company entered into a revolving equity line of credit promissory note and loan agreement with the Lender for a \$15,000,000 Revolving Equity Line of Credit (the “RELOC”) secured by a first lien on the Windfall Investors, LLC property. The RELOC featured a 3-year draw period followed by 20 years of fully amortized loan payments. On March 31, 2023, the draw period expired and the RELOC was closed as there was no balance outstanding.

The Supplements provide aggregate borrowing capacity of \$115,000,000 comprised of \$75,000,000 under the Revolving Credit Supplement, and \$40,000,000 under the Non-Revolving Credit Supplement. As of October 31, 2023, the Company’s outstanding borrowings under the Supplements were \$40,000,000 and it had \$75,000,000 available to borrow.

LIMONEIRA COMPANY

NOTES TO CONSOLIDATED FINANCIAL STATEMENTS (CONTINUED)

11. Long-Term Debt (continued)

In January 2023, the Company used the proceeds from the Northern Properties sale as described in Note 3 - Asset Sales and Disposals to reduce the Company's long-term debt.

The interest rate in effect under the Revolving Credit Supplement automatically adjusts on the first day of each month. The interest rate for any amount outstanding under the Revolving Credit Supplement was based on the one-month LIBOR plus or minus an applicable margin. As of January 1, 2023, the rate transitioned from LIBOR to the SOFR. The applicable margin ranges from 1.68% to 2.28% depending on the ratio of current assets, plus the remaining available commitment divided by current liabilities. On each one-year anniversary of July 1, the Company has the option to convert the interest rate in use under the Revolving Credit Supplement from the preceding SOFR-based calculation to a variable interest rate. The Company may prepay any amounts outstanding under the Revolving Credit Supplement without penalty.

The interest rate in effect under the Non-Revolving Credit Supplement is a fixed interest rate of 3.57% per year until July 1, 2025 (the "Fixed Rate Term"). Thereafter, the interest rate will convert to a variable interest rate established by the Lender corresponding to the applicable interest rate group. The Company may not prepay any amounts under the outstanding Non-Revolving Credit Supplement during the Fixed Rate Term. Thereafter, the Company may prepay any amounts outstanding under the Non-Revolving Credit Supplement, provided that a fee equal to 0.50% of the amount prepaid and any other cost or loss suffered by the Lender must be paid with any prepayment.

All indebtedness under the MLA, including any indebtedness under the Supplements, is secured by a first lien on Company-owned stock or participation certificates, Company funds maintained with the Lender, the Lender's unallocated surplus, and certain of the Company's agricultural properties and certain of the Company's building fixtures and improvements and investments in mutual water companies associated with the pledged agricultural properties. The MLA includes customary default provisions. Should an event of default occur, the Lender, at its option, may declare all or any portion of the indebtedness under the MLA to be immediately due and payable without demand, notice of nonpayment, protest or prior recourse to collateral, and terminate or suspend the Company's right to draw or request funds on any loan or line of credit.

The MLA subjects the Company to affirmative and restrictive covenants including, among other customary covenants, financial reporting requirements, requirements to maintain and repair any collateral, restrictions on the sale of assets, restrictions on the use of proceeds, prohibitions on the incurrence of additional debt and restrictions on the purchase or sale of major assets of the Company's business. The Company is also subject to a financial covenant that requires it to maintain compliance with a specific debt service coverage ratio on an annual basis. In September 2023, the Lender modified the covenant to defer measurement as of October 31, 2023 and resume a debt service coverage ratio of 1.25:1.0 measured as of October 31, 2024.

The Company received annual cash patronage dividends from the Lender of \$1,413,000, \$1,582,000 and \$1,170,000 in fiscal years 2023, 2022 and 2021, respectively.

Interest is capitalized on non-bearing orchards, real estate development projects and significant construction in progress. The Company capitalized interest of \$864,000, \$582,000 and \$1,110,000 during fiscal years ended 2023, 2022 and 2021, respectively. Capitalized interest is included in property, plant and equipment, real estate development assets and equity in investments in the Company's consolidated balance sheets.

Principal payments on the Company's long-term debt are due as follows (in thousands):

2024	\$	381
2025		595
2026		40,033
	\$	<u>41,009</u>

LIMONEIRA COMPANY

NOTES TO CONSOLIDATED FINANCIAL STATEMENTS (CONTINUED)

12. Other Long-Term Liabilities

Other long-term liabilities consist of the following as of October 31 (in thousands):

	2023	2022
Minimum pension liability	\$ —	\$ 2,272
Loan guarantee	1,080	1,080
Leases	2,316	5,062
Other	1,159	1,393
	<u>\$ 4,555</u>	<u>\$ 9,807</u>

13. Leases

Lessor Arrangements

The Company enters into leasing transactions in which it rents certain of its assets and the Company is the lessor. These lease contracts are typically classified as operating leases with remaining terms ranging from one month to 19 years, with various renewal terms available. All of the residential rentals have month-to-month lease terms.

The following table presents the components of the Company's operating lease portfolio included in property, plant and equipment, net as of October 31 (in thousands):

	2023	2022
Land and land improvements	\$ 12,333	\$ 13,619
Buildings, equipment and building improvements	20,729	19,983
Orchards	8,410	8,410
Less: accumulated depreciation	(8,931)	(7,912)
Property, plant and equipment, net under operating leases	<u>\$ 32,541</u>	<u>\$ 34,100</u>

Depreciation expense for assets under operating leases was approximately \$1,005,000 and \$934,000 for fiscal years 2023 and 2022, respectively.

The Company's rental operations revenue consists of the following for the fiscal years ended October 31 (in thousands):

	2023	2022
Operating lease revenue	\$ 5,174	\$ 4,998
Variable lease revenue	346	326
Total lease revenue	<u>\$ 5,520</u>	<u>\$ 5,324</u>

The future minimum lease payments to be received by the Company related to these operating lease agreements as of October 31, 2023 are as follows (in thousands):

2024	\$ 1,252
2025	1,031
2026	204
2027	44
2028	44
Thereafter	627
Total	<u>\$ 3,202</u>

LIMONEIRA COMPANY

NOTES TO CONSOLIDATED FINANCIAL STATEMENTS (CONTINUED)

13. Leases (continued)

Lessee Arrangements

The Company enters into leasing transactions in which the Company is the lessee. These lease contracts are classified as either operating or finance leases. The Company's lease contracts are generally for agricultural land and packinghouse facilities and equipment with remaining lease terms ranging from one to four years, with various term extensions available. Leases with an initial term of 12 months or less are not recorded on the balance sheet and the Company recognizes lease expense for these leases on a straight-line basis over the lease term. Lease costs are primarily included in agribusiness costs and expenses in the Company's consolidated statements of operations.

Lease costs consist of the following for the fiscal years ended October 31 (in thousands):

	2023	2022
Operating lease costs	\$ 2,000	\$ 537
Finance lease costs:		
Amortization of lease assets	145	120
Interest on lease liabilities	32	34
Variable lease costs	—	242
Short-term lease costs	600	212
Total lease costs	<u>\$ 2,777</u>	<u>\$ 1,145</u>

Supplemental balance sheet information related to leases consists of the following as of October 31 (in thousands):

	Classification	2023	2022
Assets			
Operating lease ROU assets	Other assets	\$ 3,484	\$ 6,190
Finance lease assets	Other assets	1,182	1,091
		<u>\$ 4,666</u>	<u>\$ 7,281</u>
Liabilities			
Current operating lease liabilities	Accrued liabilities and payables to related parties	\$ 1,831	\$ 1,892
Current finance lease liabilities	Accrued liabilities	319	268
Non-current operating lease liabilities	Other long-term liabilities	1,714	4,347
Non-current finance lease liabilities	Other long-term liabilities	602	715
		<u>\$ 4,466</u>	<u>\$ 7,222</u>

Weighted-average remaining lease term (in years):

Operating leases	1.6	5.1
Finance leases	3.1	3.9
Weighted-average discount rate:		
Operating leases	4.9 %	6.1 %
Finance leases	4.2 %	3.5 %

LIMONEIRA COMPANY

NOTES TO CONSOLIDATED FINANCIAL STATEMENTS (CONTINUED)

13. Leases (continued)

Lessee Arrangements (continued)

Supplemental cash flow information related to leases consists of the following for the fiscal years ended October 31 (in thousands):

	<u>2023</u>	<u>2022</u>
Cash paid for amounts included in the measurement of lease liabilities:		
Operating cash outflows from operating leases	\$ 1,931	\$ 577
Operating cash outflows from finance leases	\$ 32	\$ 35
Financing cash outflows from finance leases	\$ 297	\$ 219
ROU assets obtained in exchange for new operating lease liabilities	\$ 138	\$ 4,612
Leased assets obtained in exchange for new finance lease liabilities	\$ 235	\$ 68
Write off of ROU asset and operating lease liability	\$ (1,206)	\$ —

Future minimum lease payments under non-cancellable leases are as follows (in thousands), which excludes \$870,000 of operating lease payments for leases that have been signed but not commenced:

	<u>Operating</u>	<u>Finance</u>	<u>Total</u>
2024	\$ 1,822	\$ 319	\$ 2,141
2025	1,815	319	2,134
2026	114	299	413
2027	23	46	69
Total lease payments	3,774	983	4,757
Less: Imputed interest	(229)	(62)	(291)
Present value of lease liabilities	<u>\$ 3,545</u>	<u>\$ 921</u>	<u>\$ 4,466</u>

In addition to operating and finance lease commitments, the Company also has financing transactions which do not meet the definition of a lease, with minimum future payments of \$224,000 in fiscal years 2024, 2025 and 2026 and \$37,000 in fiscal year 2027.

LIMONEIRA COMPANY

NOTES TO CONSOLIDATED FINANCIAL STATEMENTS (CONTINUED)

14. Earnings Per Share

Basic net income (loss) per common share is calculated using the weighted-average number of common shares outstanding during the period without consideration of the dilutive effect of conversion of preferred stock. Diluted net income (loss) per common share is calculated using the weighted-average number of common shares outstanding during the period plus the dilutive effect of conversion of unvested, restricted stock and preferred stock. The Series B and Series B-2 convertible preferred shares were anti-dilutive for fiscal years 2023, 2022 and 2021. The computations for basic and diluted net income (loss) per common share are as follows for the fiscal years ended October 31 (in thousands, except per share data):

	2023	2022	2021
Basic net income (loss) per common share:			
Net income (loss) applicable to common stock	\$ 8,899	\$ (737)	\$ (3,942)
Effect of unvested, restricted stock	(146)	(50)	(35)
Numerator: Net income (loss) for basic EPS	8,753	(787)	(3,977)
Denominator: Weighted average common shares—basic	17,603	17,513	17,555
Basic net income (loss) per common share	<u>\$ 0.50</u>	<u>\$ (0.04)</u>	<u>\$ (0.23)</u>
Diluted net income (loss) per common share:			
Net income (loss) for basic EPS	\$ 8,753	\$ (787)	\$ (3,977)
Effect of dilutive preferred stock	—	—	—
Numerator: Net income (loss) for diluted EPS	8,753	(787)	(3,977)
Weighted average common shares—basic	17,603	17,513	17,555
Effect of dilutive preferred stock	—	—	—
Denominator: Weighted average common shares—diluted	17,603	17,513	17,555
Diluted net income (loss) per common share	<u>\$ 0.50</u>	<u>\$ (0.04)</u>	<u>\$ (0.23)</u>

Diluted net income (loss) per common share is calculated using the more dilutive method of either the two-class method or the treasury stock method. Unvested stock-based compensation awards that contain non-forfeitable rights to dividends as participating shares are included in computing earnings per share. The Company's unvested, restricted stock awards qualify as participating shares. Diluted net income (loss) per common share was calculated under the two-class method for fiscal years 2023 and 2022. The Company excluded 117,000 unvested, restricted shares, as calculated under the treasury stock method, from its computation of diluted net loss per common share for fiscal year 2021.

15. Related-Party Transactions

The Company has transactions with equity method investments and various related parties summarized in Note 6 - Real Estate Development, Note 7 - Equity in Investments and in the tables below (in thousands):

Ref	Related-Party	October 31, 2023				October 31, 2022			
		Balance Sheet				Balance Sheet			
		Receivables/ Other from Related Parties	Other Assets	Payables to Related Parties	Other Long-Term Liabilities	Receivables/ Other from Related Parties	Other Assets	Payables to Related Parties	Other Long-Term Liabilities
2	Mutual water companies	\$ —	\$ 523	\$ 48	\$ —	\$ —	\$ 506	\$ 133	\$ —
5	Cadiz / Fenner / WAM	\$ —	\$ —	\$ 206	\$ —	\$ —	\$ 1,288	\$ 446	\$ 1,198
7	YMIDD	\$ 571	\$ —	\$ —	\$ —	\$ —	\$ —	\$ —	\$ —
8	FGF	\$ 2,681	\$ 2,519	\$ 837	\$ —	\$ 2,965	\$ 2,652	\$ 837	\$ —
9	LLCB	\$ 66	\$ —	\$ 3,444	\$ —	\$ 66	\$ —	\$ 3,444	\$ —

LIMONEIRA COMPANY

NOTES TO CONSOLIDATED FINANCIAL STATEMENTS (CONTINUED)

15. Related-Party Transactions (continued)

Ref	Related-Party	Year Ended October 31, 2023				Year Ended October 31, 2022			
		Consolidated Statement of Operations				Consolidated Statement of Operations			
		Net Revenue Agribusiness	Net Revenue Other Operations	Agribusiness Expense and Other	Dividends Paid	Net Revenue Agribusiness	Net Revenue Other Operations	Agribusiness Expense and Other	Dividends Paid
1	Employees	\$ —	\$ 888	\$ —	\$ —	\$ —	\$ 869	\$ —	\$ —
2	Mutual water companies	\$ —	\$ —	\$ 1,306	\$ —	\$ —	\$ —	\$ 1,454	\$ —
3	Cooperative association	\$ —	\$ —	\$ 1,689	\$ —	\$ —	\$ —	\$ 1,834	\$ —
4	Calavo	\$ —	\$ —	\$ —	\$ —	\$ —	\$ 80	\$ 2	\$ 126
5	Cadiz / Fenner / WAM	\$ —	\$ —	\$ 2,074	\$ —	\$ —	\$ —	\$ 1,467	\$ —
7	YMIDD	\$ 1,080	\$ —	\$ 134	\$ —	\$ 225	\$ —	\$ 142	\$ —
8	FGF	\$ 330	\$ 224	\$ —	\$ —	\$ 673	\$ 343	\$ 25	\$ —
12	Principal owner	\$ —	\$ —	\$ —	\$ 867	\$ —	\$ —	\$ —	\$ 593

Ref	Related-Party	Year Ended October 31, 2021			
		Consolidated Statement of Operations			
		Net Revenue Agribusiness	Net Revenue Other Operations	Agribusiness Expense and Other	Dividends Paid
1	Employees	\$ —	\$ 814	\$ —	\$ —
2	Mutual water companies	\$ —	\$ —	\$ 1,160	\$ —
3	Cooperative association	\$ —	\$ —	\$ 1,750	\$ —
4	Calavo	\$ 6,594	\$ 320	\$ 721	\$ 503
5	Cadiz / Fenner / WAM	\$ —	\$ —	\$ 338	\$ —
6	Colorado River Growers	\$ 157	\$ —	\$ 2,772	\$ —
7	YMIDD	\$ —	\$ —	\$ 123	\$ —
8	FGF	\$ 4,129	\$ —	\$ 2,884	\$ —
10	Freska	\$ 128	\$ —	\$ 150	\$ —
11	Third-party growers	\$ —	\$ —	\$ 147	\$ —

(1) Employees - The Company rents certain of its residential housing assets to employees on a month-to-month basis and recorded rental income from employees.

(2) Mutual water companies - The Company has representation on the boards of directors of the mutual water companies in which the Company has investments, as well as other water districts. Refer to Note 9 - Other Assets. The Company recorded capital contributions, purchased water and water delivery services and had water payments due to the mutual water companies and districts.

(3) Cooperative association - The Company has representation on the board of directors of a non-profit cooperative association that provides pest control services for the agricultural industry. The Company purchased services and supplies from and had immaterial payments due to the cooperative association.

(4) Calavo - Through January 2022, the Company had representation on the board of directors of Calavo. Calavo owned common stock of the Company and the Company paid dividends on such common stock to Calavo. Additionally, the Company leases office space to Calavo. As of February 2022, Calavo is no longer a related-party.

(5) Cadiz / Fenner / WAM - A member of the Company's board of directors serves as the CEO, President and a member of the board of directors of Cadiz, Inc. In 2013, the Company entered a long-term lease agreement (the "Lease") with Cadiz Real Estate, LLC ("Cadiz"), a wholly owned subsidiary of Cadiz, Inc., and leased 670 acres located in eastern San Bernardino County, California. In 2016, Cadiz assigned this lease to Fenner Valley Farms, LLC ("Fenner"), a subsidiary of Water Asset Management, LLC ("WAM"). As of the date of this lease assignment, the Company no longer has any related-party transactions with Cadiz. An affiliate of WAM is the holder of 9,300 shares of the Company's Series B-2 convertible preferred stock. The annual base rent was equal to the sum of \$200 per planted acre and 20% of gross revenues from the sale of harvested lemons (less operating expenses), not to exceed \$1,200 per acre per year. Upon the adoption of ASC 842, the Company recorded a ROU asset and corresponding lease liability, which were written off in fiscal year 2023 upon cessation of farming operations.

LIMONEIRA COMPANY

NOTES TO CONSOLIDATED FINANCIAL STATEMENTS (CONTINUED)

15. Related-Party Transactions (continued)

⁽⁶⁾ Colorado River Growers, Inc. (“CRG”) - The Company had representation on the board of directors of CRG, a non-profit cooperative association of fruit growers engaged in the agricultural harvesting business in Yuma County, Arizona. CRG was dissolved in August 2021. The Company paid harvest expense to CRG and provided harvest management and administrative services to CRG.

⁽⁷⁾ Yuma Mesa Irrigation and Drainage District (“YMIDD”) - The Company has representation on the board of directors of YMIDD. The Company purchased water from YMIDD and had no amounts payable to them for such purchases. Additionally, the Company received following revenue from YMIDD and has a receivable outstanding.

⁽⁸⁾ FGF - The Company advances funds to FGF for fruit purchases, which are recorded as an asset until the sales occur and the remaining proceeds become due to FGF. The Company has a receivable from FGF for lemon sales and the sale of packing supplies and a payable due to FGF for fruit purchases and services. The Company records revenue related to the licensing of intangible assets to FGF. The Company leases the Santa Clara ranch to FGF and records rental revenue related to the leased land.

⁽⁹⁾ LLCB - Refer to Note 6 - Real Estate Development.

⁽¹⁰⁾ Freska - A former member of the Company's board of directors is a majority shareholder of Freska Produce International, LLC (“Freska”). The Company had avocado sales to Freska and corresponding receivables for such sales. The former board member resigned effective June 14, 2022 and Freska is no longer a related-party.

⁽¹¹⁾ Third-party growers - A former member of the Company's board of directors marketed lemons through the Company. The former board member resigned effective June 14, 2022 and is no longer a related-party.

⁽¹²⁾ Principal owner - The Company has one principal owner with ownership shares over 10% and paid dividends to such owner.

16. Income Taxes

A reconciliation of income (loss) before income taxes for domestic and foreign locations for the fiscal years ended October 31 are as follows (in thousands):

	2023	2022	2021
United States	\$ 14,395	\$ 1,911	\$ (1,459)
Foreign	(1,031)	(1,562)	(2,704)
Income (loss) before income taxes	<u>\$ 13,364</u>	<u>\$ 349</u>	<u>\$ (4,163)</u>

The components of the (provision) benefit for income taxes for the fiscal years ended October 31 are as follows (in thousands):

	2023	2022	2021
Current:			
Federal	\$ (5,696)	\$ (178)	\$ 37
State	(498)	(93)	40
Foreign	—	(4)	—
Total current tax (provision) benefit	<u>(6,194)</u>	<u>(275)</u>	<u>77</u>
Deferred:			
Federal	2,665	(477)	(17)
State	(717)	(127)	127
Foreign	(1)	56	79
Total deferred tax (provision) benefit	<u>1,947</u>	<u>(548)</u>	<u>189</u>
Total income tax (provision) benefit	<u>\$ (4,247)</u>	<u>\$ (823)</u>	<u>\$ 266</u>

LIMONEIRA COMPANY

NOTES TO CONSOLIDATED FINANCIAL STATEMENTS (CONTINUED)

16. Income Taxes (continued)

Deferred income taxes reflect the net of temporary differences between the carrying amount of the assets and liabilities for financial reporting and income tax purposes. The components of deferred income tax assets as of October 31 are as follows (in thousands):

	2023	2022
Deferred income tax assets:		
Reserves and other accruals	\$ 698	\$ 752
Net operating losses	1,970	5,917
Lease liabilities	951	1,672
Minimum pension liability adjustment	—	621
Other assets	43	151
Stock-based compensation	1,320	604
Total deferred income tax assets	4,982	9,717
Valuation allowance	(2,299)	(1,536)
Total net deferred income tax assets	2,683	8,181
Deferred income tax liabilities:		
Property taxes	(19)	(135)
Depreciation	(13,335)	(18,343)
Amortization	(107)	(175)
Land and other indefinite life assets	(4,138)	(6,592)
Investment in joint ventures and other basis adjustments	(6,119)	(4,449)
Right-of-use assets	(935)	(1,660)
Prepays and receivables	(178)	(298)
Other	(24)	(26)
Total deferred income tax liabilities	(24,855)	(31,678)
Net deferred income tax liabilities	\$ (22,172)	\$ (23,497)
Deferred income taxes — noncurrent assets	\$ —	\$ —
Deferred income taxes — noncurrent liabilities	\$ (22,172)	\$ (23,497)

The Company periodically evaluates the recoverability of the deferred tax assets. The Company recognizes deferred tax assets to the extent that it believes that these assets are more likely than not to be realized. In making such a determination, the Company considers all available positive and negative evidence, including future reversals of existing taxable temporary differences, projected future taxable income, tax-planning strategies, and results of recent operations. The Company has recorded a valuation allowance of \$2,299,000 on the net deferred tax assets of its subsidiaries in Argentina, Chile and Holland as of October 31, 2023 as the Company does not believe it is more likely than not that these deferred tax assets will be realized due to the recent history of cumulative pre-tax book losses and lack of objectively verifiable future sources of taxable income.

LIMONEIRA COMPANY

NOTES TO CONSOLIDATED FINANCIAL STATEMENTS (CONTINUED)

16. Income Taxes (continued)

As of October 31, 2023, the Company has recorded a deferred tax asset of \$1,970,000 related to its state and foreign net operating loss carryforwards. The net operating losses begin to expire as follows (in thousands):

Jurisdiction	Gross Amount	Begin to Expire
State	1,195	10/31/2040
Chile	3,232	Indefinite
Holland	144	10/31/2025
Argentina	4,043	10/31/2025

The provision for income taxes differs from the amount of income tax determined by applying the U.S. statutory federal income tax rate to pretax income as a result of the following differences for the fiscal years ended October 31 (in thousands):

	2023		2022		2021	
	Amount	%	Amount	%	Amount	%
(Provision) benefit at statutory rates	\$ (2,806)	(21.0)%	\$ (73)	(21.0)%	\$ 874	(21.0)%
State income tax, net of federal benefit	(814)	(6.2)%	(74)	(21.1)%	224	(5.4)%
Share-based compensation	20	0.2 %	(110)	(31.2)%	(217)	5.2 %
Executive compensation	(395)	(3.0)%	(98)	(27.9)%	(45)	1.1 %
Tax law change	137	1.0 %	—	— %	57	(1.4)%
State rate adjustment	(95)	(0.7)%	(59)	(16.9)%	(78)	1.9 %
Valuation allowance	(436)	(3.3)%	(357)	(101.8)%	(831)	20.0 %
Foreign rate differential	66	0.5 %	74	21.1 %	130	(3.1)%
Noncontrolling interest	(48)	(0.4)%	(41)	(11.8)%	(83)	2.0 %
Other permanent items	247	1.9 %	(12)	(3.5)%	235	(5.7)%
Tax credit and others	(123)	(0.8)%	(73)	(20.7)%	—	— %
Total income tax (provision) benefit	<u>\$ (4,247)</u>	<u>(31.8)%</u>	<u>\$ (823)</u>	<u>(234.8)%</u>	<u>\$ 266</u>	<u>(6.4)%</u>

As of October 31, 2023 and 2022, the Company had no unrecognized tax benefits. The Company files income tax returns in the U.S., California, Arizona, Chile, Argentina and Holland. The Company is no longer subject to significant U.S., state and Chilean income tax examinations for years prior to the statutory periods of three years for federal, four years for state and three years for Chilean tax jurisdictions. The Company recognizes interest expense and penalties related to income tax matters as a component of income tax expense. There was no accrued interest or penalties associated with uncertain tax positions as of October 31, 2023.

17. Retirement Plans

The Limoneira Company Retirement Plan (the “Plan”) was a noncontributory, defined benefit, single employer pension plan, which provided retirement benefits for all eligible employees. Benefits paid by the Plan were calculated based on years of service, highest five-year average earnings, primary Social Security benefit and retirement age. Effective June 2004, the Company froze the Plan and no additional benefits accrued to participants subsequent to that date. The Plan was administered by Principal Bank and Mercer Human Resource Consulting. In fiscal year 2021, the Company terminated the Plan effective December 31, 2021.

During fiscal year 2023, the Company made funding contributions of \$2,500,000 to fully fund and settle the plan obligations. Lump sum payments were made to a portion of the active and vested terminated participants and annuities were purchased for all remaining participants from an insurance company. There are no remaining benefit obligations or plan assets and the remaining accumulated other comprehensive loss was fully recognized.

The Plan was funded consistent with the funding requirements of federal law and regulations. There were no funding contributions during fiscal year 2022. Plan assets were invested in a group trust consisting primarily of cash.

LIMONEIRA COMPANY

NOTES TO CONSOLIDATED FINANCIAL STATEMENTS (CONTINUED)

17. Retirement Plans (continued)

The following tables set forth the Plan's net periodic benefit cost, changes in benefit obligation and Plan assets, funded status, amounts recognized in the Company's consolidated balance sheets, additional year-end information and assumptions used in determining the benefit obligations and net periodic benefit cost.

The components of net periodic benefit cost for the Plan at October 31 were as follows (in thousands):

	2023	2022
Administrative expenses	\$ 20	\$ 718
Interest cost	34	520
Expected return on plan assets	(17)	(511)
Prior service cost	4	45
Amortization of net loss	—	398
Settlement loss recognized	2,700	607
Net periodic benefit cost	<u>\$ 2,741</u>	<u>\$ 1,777</u>

LIMONEIRA COMPANY

NOTES TO CONSOLIDATED FINANCIAL STATEMENTS (CONTINUED)

17. Retirement Plans (continued)

Following is a summary of the Plan's funded status at October 31 (in thousands):

	2023	2022
Change in benefit obligation:		
Benefit obligation at beginning of year	\$ 14,607	\$ 21,417
Administrative expenses	20	718
Plan settlements	(14,427)	(3,604)
Interest cost	35	520
Benefits paid	(100)	(1,327)
Expenses paid	(220)	(643)
Benefits and expenses payable	(198)	—
Transfer in	99	—
Actuarial loss (gain)	184	(2,474)
Benefit obligation at end of year	<u>\$ —</u>	<u>\$ 14,607</u>
Change in plan assets:		
Fair value of plan assets at beginning of year	\$ 12,335	\$ 20,570
Actual return on plan assets	11	(2,661)
Plan settlements	(14,427)	(3,604)
Employer contributions	2,500	—
Benefits paid	(100)	(1,327)
Expenses paid	(220)	(643)
Benefits and expenses payable	(198)	—
Transfer in	99	—
Fair value of plan assets at end of year	<u>\$ —</u>	<u>\$ 12,335</u>
Reconciliation of funded status:		
Fair value of plan assets	\$ —	\$ 12,335
Benefit obligations	—	14,607
Net plan obligations	<u>\$ —</u>	<u>\$ (2,272)</u>
Amounts recognized in statements of financial position:		
Noncurrent liabilities	\$ —	\$ (2,272)
Net obligation recognized in statements of financial position	<u>\$ —</u>	<u>\$ (2,272)</u>
Reconciliation of amounts recognized in statements of financial position:		
Prior service cost	\$ —	\$ (54)
Net loss	—	(2,459)
Accumulated other comprehensive loss	—	(2,513)
Accumulated contributions in excess of net periodic benefit cost	—	241
Net deficit recognized in statements of financial position	<u>\$ —</u>	<u>\$ (2,272)</u>

LIMONEIRA COMPANY

NOTES TO CONSOLIDATED FINANCIAL STATEMENTS (CONTINUED)

17. Retirement Plans (continued)

Presented below are changes in accumulated other comprehensive income, before tax, in the Plan at October 31, (in thousands):

	2023	2022
Changes recognized in other comprehensive income:		
Net loss arising during the year	\$ 190	\$ 697
Amortization of prior service cost	(54)	(45)
Amortization of net loss	(2,649)	(1,005)
Total recognized in other comprehensive income	<u>\$ (2,513)</u>	<u>\$ (353)</u>
Total recognized in net periodic benefit and other comprehensive loss	\$ 228	\$ 1,424

The following assumptions, at October 31, were used in determining benefit obligations and net periodic benefit cost (\$ in thousands):

	2023	2022
Weighted-average assumptions used to determine benefit obligations:		
Discount rate	NA	NA
Assumptions used to determine net periodic benefit cost:		
Discount rate	NA	2.58 %
Expected return on plan assets	NA	2.98 %
Additional year-end information:		
Projected benefit obligation	\$ —	\$ 14,607
Accumulated benefit obligation	\$ —	\$ 14,607
Fair value of plan assets	\$ —	\$ 12,335

The Company has a 401(k) plan in which an employee can participate after one month of employment. Employees may elect to defer up to 100% of their annual earnings subject to Internal Revenue Code limits. The Company makes a matching contribution on these deferrals up to 4% of the employee's annual earnings after one year of employment. Participants vest in any matching contribution at a rate of 20% per year beginning after one year of employment. In addition, for calendar year 2023, the Company contributed a discretionary gift of 2% of gross wages deposited into the 401(k) account of all eligible employees. During fiscal years 2023, 2022 and 2021, the Company contributed to the plan and recognized expenses of \$676,000, \$445,000 and \$546,000, respectively.

18. Commitments and Contingencies

Litigation and Legal Proceedings

The Company is from time to time involved in various lawsuits and legal proceedings that arise in the ordinary course of business. At this time, the Company is not aware of any pending or threatened litigation against it that it expects will have a material adverse effect on its business, financial condition, liquidity or operating results. Legal claims are inherently uncertain, however, and it is possible that the Company's business, financial condition, liquidity and/or operating results could be adversely affected in the future by legal proceedings.

The Company was party to a lawsuit, initiated on March 27, 2018, against Southern California Edison in Superior Court of the State of California, County of Los Angeles whereby the Company claimed unspecified damages, attorneys' fees and other costs, as a result of the Thomas Fire in fiscal year 2018. On April 18, 2023, the Company entered into a Confidential Settlement Agreement and Release (the "Settlement Agreement") with Southern California Edison Company and Edison International to formally resolve any and all claims related to the fire. Under the terms of the Settlement Agreement, the Company was awarded a total settlement of \$9,000,000. On May 19, 2023, the Company received \$6,109,000, net of legal and related costs, of which \$3,840,000 was recorded in agribusiness revenues and \$2,269,000 was recorded in gain on legal settlement.

LIMONEIRA COMPANY

NOTES TO CONSOLIDATED FINANCIAL STATEMENTS (CONTINUED)

19. Series B and Series B-2 Preferred Stock

Series B Convertible Preferred Stock

In 1997, in connection with the acquisition of Ronald Michaelis Ranches, Inc., the Company issued 30,000 shares of Series B Convertible Preferred Stock at \$100.00 par value (the "Series B Stock").

Dividends: The holders of shares of Series B Stock are entitled to receive cumulative cash dividends at an annual rate of 8.75% of par value. Such dividends are payable quarterly on the first day of January, April, July and October in each year.

Voting Rights: Each holder of Series B Stock is entitled to ten votes on all matters submitted to a vote of the stockholders of the Company.

Redemption: The Company, at the option of the Board of Directors, may redeem the Series B Stock, as a whole or in part, at any time or from time to time on or after August 1, 2017 and before July 31, 2027, at a redemption price equal to the par value thereof, plus accrued and unpaid dividends thereon to the date fixed for redemption. Redemption by the Company of a portion of the Series B Stock totaling 14,790 shares is subject to certain conditions agreed upon between the Company and the holders of this portion of the Series B Stock.

Conversion: The holders of Series B Stock have the right, at their option, to convert such shares into shares of Common Stock of the Company at any time prior to redemption. The conversion price is \$8.00 per share of Common Stock. Pursuant to the terms of the Certificate of Designation, Preferences and Rights of the Series B Stock, the conversion price shall be adjusted to reflect any dividends paid in Common Stock of the Company, the subdivision of the Common Stock of the Company into a greater number of shares of Common Stock of the Company or upon the advice of legal counsel.

Put: The holders of Series B Stock may at any time after July 1, 2017 and before June 30, 2027 cause the Company to repurchase such shares at a repurchase price equal to the par value thereof, plus accrued and unpaid dividends thereon to the date fixed for repurchase. The put features of a portion of the Series B Stock totaling 14,790 shares are subject to certain conditions agreed upon between the Company and the holders of this portion of the Series B Stock.

Because the Series B Stock may be redeemed by holders of the shares at their discretion beginning July 1, 2017, the redemption is outside the control of the Company and accordingly, the Series B Stock has been classified as temporary equity.

Series B-2 Convertible Preferred Stock

During March and April of 2014, pursuant to a Series B-2 Stock Purchase Agreement dated March 21, 2014, the Company issued an aggregate of 9,300 shares of Series B-2, 4% voting preferred stock with a par value of \$100.00 per share ("Series B-2 Preferred Stock") to WPI-ACP Holdings, LLC ("WPI"), an entity affiliated with WAM for total proceeds of \$9,300,000. The transactions were exempt from the registration requirements of the Securities Act of 1933, as amended. The Series B-2 Preferred Stock has the following rights, preferences, privileges, and restrictions:

Conversion: Each share of Series B-2 Preferred Stock is convertible into common stock at a conversion price equal to the greater of (a) the then-market price of the Company's common stock based upon the closing price of the Company's common stock on The NASDAQ Stock Market, LLC or on such other principal market on which the Company's common stock may be trading or (b) \$15.00 per share of common stock. Shares of Series B-2 Preferred Stock may be converted into common stock (i) at any time prior to the redemption thereof, or (ii) in the event the Option Agreement (as defined below) is terminated without all of the shares of Series B-2 Preferred Stock having been redeemed, within 30 calendar days following such termination.

Dividends: The holder of shares of the Series B-2 Preferred Stock is entitled to receive cumulative cash dividends at an annual rate of 4% of the liquidation value of \$1,000 per share. Such dividends are payable quarterly on the first day of January, April, July and October in each year.

Liquidation Rights: In the event of any voluntary or involuntary liquidation, dissolution or winding up of the Company, the holder of shares of the Series B-2 Preferred Stock is entitled to be paid out of the assets available for distribution, before any payment is made to the holders of the Company's common stock or any other series or class of the Company's shares ranking junior to the Series B-2 Preferred Stock, an amount equal to the liquidation value of \$1,000 per share, plus an amount equal to all accrued and unpaid dividends.

Voting Rights: Each share of Series B-2 Preferred Stock is entitled to one vote on all matters submitted to a vote of the Company's stockholders.

LIMONEIRA COMPANY

NOTES TO CONSOLIDATED FINANCIAL STATEMENTS (CONTINUED)

19. Series B and Series B-2 Preferred Stock (continued)

Series B-2 Convertible Preferred Stock (continued)

Redemption: The Company may redeem shares of Series B-2 Preferred Stock only (i) from WPI or its designee and (ii) upon, and to the extent of, an election to exercise the option pursuant to the Option Agreement, described below, at a redemption price equal to the liquidation value of \$1,000 per share plus accrued and unpaid dividends.

Because the Series B-2 Preferred Stock may be redeemed by WPI at its discretion with the exercise of the Option Agreement, the redemption is outside the control of the Company and accordingly, the Series B-2 Preferred Stock has been classified as temporary equity.

In connection with the sale of the Series B-2 Preferred Stock, Associated Citrus Packers, Inc. (“Associated”) and another affiliate of WAM (“WPI-ACP”), entered into a series of agreements related to the future ownership and disposition of farmland with associated Colorado River water rights and other real estate that is held by Associated in Yuma, Arizona. The agreements allow the parties to explore strategies that will make the highest and best use of those assets, including but not limited to the sale or lease of assets or the expansion of a fallowing and water savings program in which a portion of Associated’s property is currently enrolled.

The net proceeds of any monetization event would be shared equally by the parties. The agreements entered into include a Water Development Agreement and an Option Agreement. Pursuant to the Water Development Agreement, Associated granted WPI-ACP exclusive rights to develop water assets attributable to the real estate owned by Associated for the mutual benefit of Associated and WAM. Pursuant to the Option Agreement, Associated granted WPI-ACP an option to purchase an undivided interest of up to one-half of the real estate owned by Associated in Yuma County, Arizona (the “Property”) and the water rights associated therewith until January 1, 2026. The purchase price for the Property subject to the Option Agreement will be paid via the redemption by the Company of a proportionate percentage of the Series B-2 Preferred Stock. Unless and until a definitive agreement or definitive agreements with respect to Associated’s real estate and water rights is entered into that would cause the cessation of farming operations, Associated expects to continue farming the Property and recognize all results of operations and retain all proceeds from such operations.

20. Stockholders’ Equity

Series A Junior Participating Preferred Stock

The Company has 20,000 shares of preferred stock authorized as Series A Junior Participating Preferred Stock at \$0.01 par value (the “Series A Stock”). No shares are issued or outstanding.

Stock-based Compensation

The Company has a stock-based compensation plan that allows for the grant of common stock of the Company to members of management, key executives and non-employee directors. The fair value of such awards is based on the fair value of the Company's stock on the date of grant and all are classified as equity awards. In fiscal year 2022, the 2010 Stock Plan terminated and was replaced by the 2022 Stock Plan (both plans collectively the “Stock Plans”) with 500,000 authorized shares. The Stock Plan had 154,580 remaining shares available to be issued as of October 31, 2023.

Performance Awards

Certain restricted stock grants are made to management each December under the Stock Plans based on the achievement of certain annual financial performance and other criteria achieved during the previous fiscal year (“Performance Awards”). The performance grants are based on a percentage of the employee’s base salary divided by the stock price on the grant date once the performance criteria have been met, and generally vest over a two-year period as service is provided.

Executive Awards

Certain restricted stock grants are made to key executives under the Stock Plan (“Executive Awards”). These grants generally vest over a three-year period as service is provided.

LIMONEIRA COMPANY

NOTES TO CONSOLIDATED FINANCIAL STATEMENTS (CONTINUED)

20. Stockholders' Equity (continued)

Stock-based Compensation (continued)

Executive Awards (continued)

During November 2023, subsequent to fiscal year 2023, the Company granted 53,078 shares of common stock with a per share price of \$14.13 to key executives under the Stock Plan. The related compensation expense of approximately \$750,000 will be recognized equally over the next three years as the shares vest.

In fiscal year 2022, the Company entered into Retention Bonus Agreements with key executives (collectively, the "Retention Bonus Agreements") whereby the executives will be eligible to receive cash and restricted stock grants. During December 2023, subsequent to fiscal year 2023, the Company granted 12,709 shares of common stock with a per share price of \$19.57 to key executives related to the Retention Bonus Agreements. The related compensation expense of approximately \$249,000 had \$115,000 recognized in fiscal year 2023 and the balance will be recognized over the next year as the shares vest.

Director Awards

The Company issues shares of common stock to non-employee directors under the Stock Plan on an annual basis that generally vest upon grant or over a one-year period ("Director Awards").

Summary of Awards

A summary of the Performance, Executive, and Director Awards granted under the Stock Plan, and the weighted average grant prices, during the fiscal years ended October 31, is as follows:

	2023		2022		2021	
	Number of Shares	Weighted-Average Grant Price	Number of Shares	Weighted-Average Grant Price	Number of Shares	Weighted-Average Grant Price
Performance Awards	79,972	\$ 13.19	—	\$ —	—	\$ —
Executive Awards	193,381	\$ 14.87	70,000	\$ 14.96	95,000	\$ 15.26
Director Awards	22,836	\$ 16.26	49,231	\$ 13.55	30,663	\$ 16.85
Total	<u>296,189</u>	\$ 14.52	<u>119,231</u>	\$ 14.38	<u>125,663</u>	\$ 15.65

Summary of Awards (continued)

The Company recognized \$3,841,000, \$2,732,000 and \$2,582,000 of stock-based compensation in fiscal years 2023, 2022 and 2021, respectively, of which substantially all of the expense has been included in selling, general and administrative expenses for all years presented. Forfeitures are accounted for in the period that the forfeiture occurs. The income tax benefit recognized in the income statement for stock-based compensation arrangements was \$1,075,000, \$604,000 and \$476,000 for fiscal years 2023, 2022 and 2021, respectively. The total fair value of shares vested during fiscal years 2023, 2022 and 2021 was \$1,323,000, \$1,856,000 and \$2,951,000 respectively. The Company has unrecognized stock-based compensation expense of \$1,588,000 as of October 31, 2023, which is expected to be recognized over the next one to two years as the shares vest. All unvested shares are expected to vest.

Exchange of Common Stock

During fiscal years 2023, 2022 and 2021, respectively, members of management exchanged 39,472, 105,316 and 46,993 shares of common stock with fair values of \$567,000, \$1,530,000 and \$701,000, at the dates of the exchanges, for the payment of payroll taxes associated with the vesting of shares under the Company's stock-based compensation programs.

LIMONEIRA COMPANY

NOTES TO CONSOLIDATED FINANCIAL STATEMENTS (CONTINUED)

20. Stockholders' Equity (continued)

Summary of Nonvested Shares

A summary of the status of the Company's nonvested shares as of October 31, 2023, and changes during fiscal year 2023, is presented below:

	<u>Number of Shares</u>	<u>Weighted-Average Grant Price</u>
Nonvested at October 31, 2022	110,897	\$ 14.40
Granted	296,189	\$ 14.52
Vested	<u>(92,564)</u>	<u>\$ 14.29</u>
Nonvested at October 31, 2023	<u><u>314,522</u></u>	<u>\$ 14.55</u>

Treasury Stock

Share Repurchase Program

In fiscal year 2021, the Company's Board of Directors approved a share repurchase program authorizing it to repurchase up to \$10,000,000 of its outstanding shares of common stock through September 2022. No shares were repurchased under this program.

Dividend

On December 19, 2023, the Company declared a \$0.075 per share dividend payable on January 12, 2024, in the aggregate amount of \$1,350,000 to common stockholders of record as of January 2, 2024.

21. Segment Information

The Company operates in four reportable operating segments: fresh lemons, lemon packing, avocados and other agribusiness. The reportable operating segments of the Company are strategic business units with different products and services, distribution processes and customer bases. The fresh lemons segment includes sales, farming and harvest costs and third-party grower and supplier costs relative to fresh lemons. The lemon packing segment includes packing revenues and shipping and handling revenues relative to lemon packing. The lemon packing segment expenses are comprised of lemon packing costs. The lemon packing segment revenues include intersegment revenues between fresh lemons and lemon packing. The intersegment revenues are included gross in the segment note and a separate line item is shown as an elimination. The avocados segment includes sales, farming and harvest costs. The other agribusiness segment includes sales, farm management, farming and harvest costs and brokered fruit costs of oranges, specialty citrus and other crops.

The Company does not separately allocate depreciation and amortization to its fresh lemons, lemon packing, avocados and other agribusiness segments. No asset information is provided for reportable operating segments, as these specified amounts are not included in the measure of segment profit or loss reviewed by the Company's chief operating decision maker. The Company measures operating performance, including revenues and operating income, of its operating segments and allocates resources based on its evaluation. The Company does not allocate selling, general and administrative expense, gain or loss on disposal of assets, gain on legal settlement, total other income (expense) and income taxes, or specifically identify them to its operating segments. The lemon packing segment earns packing revenue for packing lemons grown on its orchards and lemons procured from third-party growers. Intersegment revenues represent packing revenues related to lemons grown on the Company's orchards.

LIMONEIRA COMPANY

NOTES TO CONSOLIDATED FINANCIAL STATEMENTS (CONTINUED)

21. Segment Information (continued)

Segment information for fiscal year 2023 is as follows (in thousands):

	Fresh Lemons	Lemon Packing	Eliminations	Avocados	Other Agribusiness	Total Agribusiness	Corporate and Other	Total
Revenues from external customers	\$ 121,537	\$ 20,573	\$ —	\$ 7,046	\$ 25,225	\$ 174,381	\$ 5,520	\$ 179,901
Intersegment revenue	—	31,081	(31,081)	—	—	—	—	—
Total net revenues	121,537	51,654	(31,081)	7,046	25,225	174,381	5,520	179,901
Costs and expenses (gains)	120,494	45,689	(31,081)	4,034	22,710	161,846	(1,304)	160,542
Depreciation and amortization	—	—	—	—	—	7,323	1,253	8,576
Operating income	\$ 1,043	\$ 5,965	\$ —	\$ 3,012	\$ 2,515	\$ 5,212	\$ 5,571	\$ 10,783

Segment information for fiscal year 2022 is as follows (in thousands):

	Fresh Lemons	Lemon Packing	Eliminations	Avocados	Other Agribusiness	Total Agribusiness	Corporate and Other	Total
Revenues from external customers	\$ 120,885	\$ 22,176	\$ —	\$ 17,331	\$ 18,889	\$ 179,281	\$ 5,324	\$ 184,605
Intersegment revenue	—	29,817	(29,817)	—	—	—	—	—
Total net revenues	120,885	51,993	(29,817)	17,331	18,889	179,281	5,324	184,605
Costs and expenses	115,119	43,017	(29,817)	5,524	18,204	152,047	20,559	172,606
Depreciation and amortization	—	—	—	—	—	8,604	1,194	9,798
Operating income (loss)	\$ 5,766	\$ 8,976	\$ —	\$ 11,807	\$ 685	\$ 18,630	\$ (16,429)	\$ 2,201

Segment information for fiscal year 2021 is as follows (in thousands):

	Fresh Lemons	Lemon Packing	Eliminations	Avocados	Other Agribusiness	Total Agribusiness	Corporate and Other	Total
Revenues from external customers	\$ 125,448	\$ 17,514	\$ —	\$ 6,784	\$ 11,635	\$ 161,381	\$ 4,646	\$ 166,027
Intersegment revenue	—	25,637	(25,637)	—	—	—	—	—
Total net revenues	125,448	43,151	(25,637)	6,784	11,635	161,381	4,646	166,027
Costs and expenses	116,117	36,018	(25,637)	4,211	9,157	139,866	22,682	162,548
Depreciation and amortization	—	—	—	—	—	8,626	1,186	9,812
Operating (loss) income	\$ 9,331	\$ 7,133	\$ —	\$ 2,573	\$ 2,478	\$ 12,889	\$ (19,222)	\$ (6,333)

Revenues related to rental operations are included in “Corporate and Other.” The detail of other agribusiness revenues for fiscal years ended October 31, is as follows (in thousands):

	2023	2022	2021
Oranges	\$ 5,779	\$ 9,911	\$ 4,382
Specialty citrus and other	9,515	8,978	7,253
Farm management	9,931	—	—
Other agribusiness revenues	\$ 25,225	\$ 18,889	\$ 11,635

22. Subsequent Events

The Company evaluated events subsequent to October 31, 2023 through the date of this filing, to assess the need for potential recognition or disclosure in this Annual Report. Based upon this evaluation, except as described in the notes to consolidated financial statements, it was determined that no other subsequent events occurred that require recognition or disclosure in the consolidated financial statements.

Item 9. Changes in and Disagreements with Accountants on Accounting and Financial Disclosure.

None.

Item 9A. Controls and Procedures

Disclosure Controls and Procedures. As of October 31, 2023, we carried out an evaluation, under the supervision and with the participation of our management, including our Chief Executive Officer and Chief Financial Officer, of the effectiveness of the design and operation of our “disclosure controls and procedures,” as such term is defined in Rule 13a-15(e) promulgated under the Exchange Act. Based upon that evaluation, our Chief Executive Officer and Chief Financial Officer concluded that our disclosure controls and procedures were effective as of the end of the period covered by this Annual Report.

Internal Control over Financial Reporting. Refer to “Management’s Report on Internal Control over Financial Reporting” and “Report of Independent Registered Public Accounting Firm” below.

Management’s Report on Internal Control over Financial Reporting

Management of Limoneira Company (the “Company”) is responsible for establishing and maintaining adequate internal control over financial reporting as such term is defined in the Exchange Act Rule 13a-15(f). Internal control over financial reporting is designed to provide reasonable assurance regarding the reliability of financial reporting and the preparation of financial statements for external purposes in accordance with generally accepted accounting principles.

Because of its inherent limitations, internal control over financial reporting may not prevent or detect misstatements. Also, projections of any evaluation of effectiveness to future periods are subject to the risk that controls may become inadequate because of changes in conditions, or that the degree of compliance with the policies or procedures may deteriorate.

The Company’s management, including the principal executive officer and principal financial officer, conducted an evaluation of the effectiveness of Limoneira Company’s internal control over financial reporting, based on the framework in *Internal Control—Integrated Framework (2013)* issued by the Committee of Sponsoring Organizations of the Treadway Commission. Based on this evaluation, management concluded that internal control over financial reporting was effective as of October 31, 2023. Deloitte & Touche LLP, an independent registered public accounting firm, has audited the effectiveness of the Company’s internal control over financial reporting and has issued a report on internal control over financial reporting, which is included herein.

Harold S. Edwards
President and Chief Executive Officer

Mark Palamountain
Chief Financial Officer and Treasurer

Report of Independent Registered Public Accounting Firm

To the Stockholders and the Board of Directors of Limoneira Company

Opinion on Internal Control over Financial Reporting

We have audited the internal control over financial reporting of Limoneira Company and subsidiaries (the “Company”) as of October 31, 2023, based on criteria established in *Internal Control — Integrated Framework (2013)* issued by the Committee of Sponsoring Organizations of the Treadway Commission (COSO). In our opinion, the Company maintained, in all material respects, effective internal control over financial reporting as of October 31, 2023, based on criteria established in *Internal Control - Integrated Framework (2013)* issued by COSO.

We have also audited, in accordance with the standards of the Public Company Accounting Oversight Board (United States) (PCAOB), the consolidated financial statements as of and for the year ended October 31, 2023, of the Company and our report dated December 21, 2023, expressed an unqualified opinion on those financial statements based on our audit and the report of the other auditors.

Basis for Opinion

The Company’s management is responsible for maintaining effective internal control over financial reporting and for its assessment of the effectiveness of internal control over financial reporting, included in the accompanying Management’s Report on Internal Control over Financial Reporting. Our responsibility is to express an opinion on the Company’s internal control over financial reporting based on our audit. We are a public accounting firm registered with the PCAOB and are required to be independent with respect to the Company in accordance with the U.S. federal securities laws and the applicable rules and regulations of the Securities and Exchange Commission and the PCAOB.

We conducted our audit in accordance with the standards of the PCAOB. Those standards require that we plan and perform the audit to obtain reasonable assurance about whether effective internal control over financial reporting was maintained in all material respects. Our audit included obtaining an understanding of internal control over financial reporting, assessing the risk that a material weakness exists, testing and evaluating the design and operating effectiveness of internal control based on the assessed risk, and performing such other procedures as we considered necessary in the circumstances. We believe that our audit provides a reasonable basis for our opinion.

Definition and Limitations of Internal Control over Financial Reporting

A company’s internal control over financial reporting is a process designed to provide reasonable assurance regarding the reliability of financial reporting and the preparation of financial statements for external purposes in accordance with generally accepted accounting principles. A company’s internal control over financial reporting includes those policies and procedures that (1) pertain to the maintenance of records that, in reasonable detail, accurately and fairly reflect the transactions and dispositions of the assets of the company; (2) provide reasonable assurance that transactions are recorded as necessary to permit preparation of financial statements in accordance with generally accepted accounting principles, and that receipts and expenditures of the company are being made only in accordance with authorizations of management and directors of the company; and (3) provide reasonable assurance regarding prevention or timely detection of unauthorized acquisition, use, or disposition of the company’s assets that could have a material effect on the financial statements.

Because of its inherent limitations, internal control over financial reporting may not prevent or detect misstatements. Also, projections of any evaluation of effectiveness to future periods are subject to the risk that controls may become inadequate because of changes in conditions, or that the degree of compliance with the policies or procedures may deteriorate.

/s/ Deloitte & Touche LLP

Los Angeles, California
December 21, 2023

Changes in Internal Control over Financial Reporting. There have been no significant changes in our internal control over financial reporting during the quarter ended October 31, 2023, or, to our knowledge, in other factors that have materially affected, or are reasonably likely to materially affect, our internal control over financial reporting.

Limitations on the Effectiveness of Controls. Control systems, no matter how well conceived and operated, are designed to provide a reasonable, but not an absolute, level of assurance that the objectives of the control system are met. Further, the design of a control system must reflect the fact that there are resource constraints, and the benefits of controls must be considered relative to their costs. Because of the inherent limitations in all control systems, no evaluation of controls can provide absolute assurance that all control issues and instances of fraud, if any, within the Company have been detected. Because of the inherent limitations in a cost-effective control system, misstatements due to error or fraud may occur and not be detected.

Item 9B. Other Information

None.

Item 9C. Disclosure Regarding Foreign Jurisdictions that Prevent Inspections

Not applicable.

PART III

Certain information required by Part III is omitted from this Annual Report because we will file a definitive Proxy Statement for the Annual Meeting of Stockholders pursuant to Regulation 14A of the Exchange Act (the “Proxy Statement”), not later than 120 days after the end of the fiscal year covered by this Annual Report, and the applicable information included in the Proxy Statement is incorporated herein by reference.

Item 10. Directors, Executive Officers and Corporate Governance

The information required by this Item is incorporated herein by reference to the Proxy Statement.

Item 11. Executive Compensation

The information required by this Item is incorporated herein by reference to the Proxy Statement.

Item 12. Security Ownership of Certain Beneficial Owners and Management and Related Stockholder Matters

The information required by this Item is incorporated herein by reference to the Proxy Statement.

Item 13. Certain Relationships and Related Transactions and Director Independence

The information required by this Item is incorporated herein by reference to the Proxy Statement.

Item 14. Principal Accounting Fees and Services

The information required by this Item is incorporated herein by reference to the Proxy Statement.

Part IV

Item 15. Exhibits and Financial Statement Schedules

(a)(1) **Financial Statements**

Report of Independent Registered Public Accounting Firm (Public Company Accounting Oversight Board identification number 34)

Consolidated Financial Statements of Limoneira Company

Consolidated Balance Sheets as of October 31, 2023 and 2022

Consolidated Statements of Operations for the years ended October 31, 2023, 2022 and 2021

Consolidated Statements of Comprehensive Income (Loss) for the years ended October 31, 2023, 2022 and 2021

Consolidated Statements of Stockholders' Equity and Temporary Equity for the years ended October 31, 2023, 2022 and 2021

Consolidated Statements of Cash Flows for the years ended October 31, 2023, 2022 and 2021

Notes to Consolidated Financial Statements

Management's Report on Internal Control over Financial Reporting

Report of Independent Registered Public Accounting Firm on Internal Control over Financial Reporting

(a)(2) **Financial Statement Schedules**

Per Item 15(a)(2), list the following documents filed as part of the report: those financial statements required to be filed by Item 8 of this Form 10-K, and by paragraph (b) below.

(b) **Exhibits**

See "Exhibit Index" set forth on page 87.

(c) **Financial Statement Schedules**

Per Item 15(c), registrants shall file, as financial statement schedules to this Form 10-K, the financial statements required by Regulation S-X (17 CFR 210) which are excluded from the annual report to stockholders by Rule 14a-3(b) including: (1) separate financial statements of subsidiaries not consolidated and fifty percent or less owned persons; (2) separate financial statements of affiliates whose securities are pledged as collateral; and (3) schedules.

Item 16. Form 10-K Summary

None

EXHIBIT INDEX

<u>Exhibit No.</u>	<u>Description</u>
2.1	<u>Certificate of Merger of Limoneira Company and The Samuel Edwards Associates into Limoneira Company, dated October 31, 1990 (Incorporated by reference to exhibit 3.2 to the Company's Registration Statement on Form 10, and amendments thereto, declared effective April 13, 2010 (File No. 000-53885))</u>
2.2	<u>Certificate of Merger of McKeveitt Corporation into Limoneira Company dated December 31, 1994 (Incorporated by reference to exhibit 3.3 to the Company's Registration Statement on Form 10, and amendments thereto, declared effective April 13, 2010 (File No. 000-53885))</u>
2.3	<u>Agreement of Merger Between Ronald Michaelis Ranches, Inc. and Limoneira Company, dated June 24, 1997 (Incorporated by reference to exhibit 3.6 to the Company's Registration Statement on Form 10, and amendments thereto, declared effective April 13, 2010 (File No. 000-53885))</u>
3.1	<u>Restated Certificate of Incorporation of Limoneira Company, dated July 5, 1990 (Incorporated by reference to exhibit 3.1 to the Company's Registration Statement on Form 10, and amendments thereto, declared effective April 13, 2010 (File No. 000-53885))</u>
3.2	<u>Certificate of Amendment of Certificate of Incorporation of Limoneira Company, dated April 22, 2003 (Incorporated by reference to exhibit 3.7 to the Company's Registration Statement on Form 10, and amendments thereto, declared effective April 13, 2010 (File No. 000-53885))</u>
3.3	<u>Certificate of Amendment of Certificate of Incorporation of Limoneira Company, dated March 24, 2010 (Incorporated by reference to exhibit 3.9 to the Company's Registration Statement on Form 10, and amendments thereto, declared effective April 13, 2010 (File No. 000-53885))</u>
3.4	<u>Certificate of Amendment of Certificate of Incorporation of Limoneira Company, dated March 29, 2017 (Incorporated by reference to exhibit 3.1 to the Company's Current Report on Form 8-K, filed March 31, 2017 (File No. 001-34755))</u>
3.5	<u>Amended and Restated Bylaws of Limoneira Company (Incorporated by reference to exhibit 3.1 to the Company's Current Report on Form 8-K, filed October 27, 2021 (File No. 001-34755))</u>
4.1	<u>Certificate of Designation, Preferences and Rights of Series A Junior Participating Preferred Stock, \$.01 Par Value, of Limoneira Company, dated November 21, 2006 (Incorporated by reference to exhibit 3.8 to the Company's Registration Statement on Form 10, and amendments thereto, declared effective April 13, 2010 (File No. 000-53885))</u>
4.2	<u>Certificate of Designation, Preferences and Rights of \$8.75 Voting Preferred Stock, \$100.00 Par Value, Series B of Limoneira Company, dated May 21, 1997 (Incorporated by reference to exhibit 3.4 to the Company's Registration Statement on Form 10, and amendments thereto, declared effective April 13, 2010 (File No. 000-53885))</u>
4.3	<u>Amended Certificate of Designation, Preferences and Rights of \$8.75 Voting Preferred Stock, \$100.00 Par Value, Series B of Limoneira Company, dated May 21, 1997 (Incorporated by reference to exhibit 3.5 to the Company's Registration Statement on Form 10, and amendments thereto, declared effective April 13, 2010 (File No. 000-53885))</u>
4.4	<u>Certificate of Designation, Preferences and Rights of 4% Voting Preferred Stock, \$100.00 Par Value, Series B-2 of Limoneira Company, dated March 20, 2014 (Incorporated by reference to exhibit 3.1 to the Company's Current Report on Form 8-K, filed March 24, 2014 (File No. 001-34755))</u>
4.5	<u>Description of Securities (Incorporated by reference to exhibit 4.7 of the Company's Annual Report on Form 10-K, filed on December 22, 2022 (File No. 001-34755))</u>

Exhibit No.	Description
10.1	<u>Real Estate Advisory Management Consultant Agreement dated April 1, 2004, by and between Limoneira Company and Parkstone Companies (Incorporated by reference to exhibit 10.1 of the Company's Current Report on Form 8-K, filed August 25, 2010 (File No. 001-34755))</u>
10.2	<u>Amendment No. 1 to Real Estate Advisory Management Consultant Agreement dated August 24, 2010, by and between Limoneira Company and Parkstone Companies (Incorporated by reference to exhibit 10.2 of the Company's Current Report on Form 8-K, filed August 25, 2010 (File No. 001-34755))</u>
10.3	<u>Lease Agreement dated February 15, 2005, between Limoneira Company and Calavo Growers, Inc. (Incorporated by reference to exhibit 10.6 to the Company's Registration Statement on Form 10, and amendments thereto, declared effective April 13, 2010 (File No. 000-53885))</u>
10.4	<u>Judgment, dated March 7, 1996, United Water Conservation Dist. v. City of San Buenaventura, et al., Case No. 115611, Superior Court of the State of California, Ventura County (Incorporated by reference to exhibit 10.24 to the Company's Registration Statement on Form 10, and amendments thereto, declared effective April 13, 2010 (File No. 000-53885))</u>
10.5	<u>Lease Agreement, dated July 1, 2013, by and between the Company and Cadiz, Inc. (Incorporated by reference to exhibit 10.1 to the Current Report on Form 8-K, filed July 2, 2013 (File No. 001-34755))</u>
10.6	<u>Cadiz-Limoneira Amended and Restated Lease, dated February 3, 2015, by and between Cadiz Real Estate LLC and Limoneira Company (Incorporated by reference to exhibit 10.1 of the Company's Quarterly Report on Form 10-Q, filed March 9, 2015 (File No. 001-34755)).</u>
10.7	<u>Series B-2 Preferred Stock Purchase Agreement, dated March 21, 2014, by and between Limoneira Company and WPI-ACP Holdings, LLC (Incorporated by reference to exhibit 10.1 to the Current Report on Form 8-K, filed March 24, 2014 (File No. 001-34755))</u>
10.8	<u>Contribution Agreement, dated September 4, 2015, by and among Limoneira Company and Lewis Santa Paula Member, LLC (Incorporated by reference to exhibit 10.1 to the Company's Current Report on Form 8-K, filed September 10, 2015 (File No. 001-34755))</u>
10.9	<u>First Amended and Restated Limited Liability Company Agreement of Limoneira Lewis Community Builders, LLC, dated November 10, 2015, by and among Limoneira EA1 Land LLC and Lewis Santa Paula Member, LLC (Incorporated by reference to exhibit 10.1 to the Company's Current Report on Form 8-K, filed November 16, 2015 (File No. 001-34755))</u>
10.10	<u>Retained Property Development Agreement, dated November 10, 2015, by and among Limoneira Company and Limoneira Lewis Community Builders, LLC (Incorporated by reference to exhibit 10.3 to the Company's Current Report on Form 8-K, filed November 16, 2015 (File No. 001-34755))</u>
10.11	<u>Line of Credit Loan Agreement, dated February 22, 2018, by and between Limoneira Lewis Community Builders, LLC and Bank of America, N.A. (Incorporated by reference to exhibit 10.1 to the Company's Current Report on Form 8-K, filed March 2, 2018 (File No. 001-34755))</u>
10.12	<u>Unsecured Line of Credit Promissory Note, dated February 22, 2018, by and between Limoneira Lewis Community Builders, LLC and Bank of America, N.A. (Incorporated by reference to exhibit 10.2 to the Company's Current Report on Form 8-K, filed March 2, 2018 (File No. 001-34755))</u>

Exhibit No.	Description
10.13	<u>Guaranty Agreement, dated February 22, 2018, by and among Richard A. Lewis, individually and as Trustee of the Richard A. Lewis Revocable Trust u/d/t dated August 16, 2004, Robert E. Lewis, individually and as Trustee of the Robert E. Lewis Revocable Trust u/d/t dated August 17, 2004, Roger G. Lewis, individually and as Trustee of the Roger G. Lewis Revocable Trust u/d/t dated August 20, 2004, Randall W. Lewis, individually and as Trustee of the Randall W. Lewis Revocable Trust u/d/t dated September 1, 2006, and Limoneira Company (Incorporated by reference to exhibit 10.3 to the Company's Current Report on Form 8-K, filed March 2, 2018 (File No. 001-34755))</u>
10.14	<u>Master Loan Agreement, dated June 1, 2021, between Limoneira Company and Farm Credit West, PCA (Incorporated by reference to exhibit 10.1 of the Company's Current Report on Form 8-K, filed June 17, 2021 (File No. 001-34755))</u>
10.15	<u>Promissory Note and Revolving Credit Facility Supplement to Master Loan Agreement, dated June 1, 2021, between Limoneira Company and Farm Credit West, PCA (Incorporated by reference to exhibit 10.2 of the Company's Current Report on Form 8-K, filed June 17, 2021 (File No. 001-34755))</u>
10.16	<u>Promissory Note and Non-Revolving Credit Facility Supplement to Master Loan Agreement, dated June 1, 2021, between Limoneira Company and Farm Credit West, PCA (Incorporated by reference to exhibit 10.3 of the Company's Current Report on Form 8-K, filed June 17, 2021 (File No. 001-34755))</u>
10.17	<u>Agreement to Convert to Fixed Interest Rate, dated June 8, 2021, between Limoneira Company and Farm Credit West, PCA (Incorporated by reference to exhibit 10.4 of the Company's Current Report on Form 8-K, filed June 17, 2021 (File No. 001-34755))</u>
10.18†	<u>Limoneira Company 2022 Omnibus Incentive Plan, as approved by the Stockholders on March 22, 2022 (Incorporated by reference to exhibit 10.2 of the Company's Current Report on Form 8-K, filed August 1, 2022 (File No. 001-34755))</u>
10.19†	<u>Form of Time-Based Restricted Share Award Agreement for Non-Employee Directors, Pursuant to the Limoneira Company 2022 Omnibus Incentive Plan (Incorporated by reference to exhibit 10.3 of the Company's Current Report on Form 8-K, filed August 1, 2022 (File No. 001-34755))</u>
10.20†	<u>Form of Performance-Based Restricted Share Award Agreement, Pursuant to the Limoneira Company 2022 Omnibus Incentive Plan (Incorporated by reference to exhibit 10.4 of the Company's Current Report on Form 8-K, filed August 1, 2022 (File No. 001-34755))</u>
10.21†	<u>Form of Time-Based Restricted Share Award Agreement for Employees, Pursuant to the Limoneira Company 2022 Omnibus Incentive Plan (Incorporated by reference to exhibit 10.5 of the Company's Current Report on Form 8-K, filed August 1, 2022 (File No. 001-34755))</u>
10.22	<u>Purchase and Sale Agreement, dated as of September 7, 2022, by and between Limoneira Company and Limoneira Lewis Community Builders, LLC (Incorporated by reference to exhibit 10.1 of the Company's Current Report on Form 8-K, filed September 8, 2022 (File No. 001-34755))</u>
10.23†	<u>Retention Bonus Agreement, dated October 26, 2022, between Limoneira Company and Harold Edwards (Incorporated by reference to exhibit 10.1 of the Company's Current Report on Form 8-K, filed October 27, 2022 (File No. 001-34755))</u>
10.24†	<u>Retention Bonus Agreement, dated October 26, 2022, between Limoneira Company and Mark Palamountain (Incorporated by reference to exhibit 10.2 of the Company's Current Report on Form 8-K, filed October 27, 2022 (File No. 001-34755))</u>
10.25	<u>Standard Industrial/Commercial Single Tenant Lease, dated October 26, 2022 (Incorporated by reference to exhibit 10.1 of the Company's Current Report on Form 8-K, filed October 31, 2022 (File No. 001-34755))</u>

Exhibit No.	Description
10.26	<u>First Amendment to the First Amended and Restated Limited Liability Company Agreement of Limoneira Lewis Community Builders, LLC, dated October 25, 2022 (Incorporated by reference to exhibit 10.1 of the Company's Current Report on Form 8-K/A, filed October 31, 2022 (File No. 001-34755))</u>
10.27	<u>Limited Liability Company Agreement of LLCB II, LLC, dated October 25, 2022 (Incorporated by reference to exhibit 10.2 of the Company's Current Report on Form 8-K, filed on October 26, 2022 (File No. 001-34755))</u>
10.28	<u>Closing Agreement, dated October 25, 2022, between the Company, Limoneira Lewis Community Builders, LLC and Limoneira Lewis Community Builders II, LLC (Incorporated by reference to exhibit 10.4 of the Company's Current Report on Form 8-K/A, filed on October 31, 2022 (File No. 001-34755))</u>
10.29	<u>Farm Management Agreement, dated January 31, 2023, by and between Capital Agricultural Property Services, Inc. by and between Capital Agricultural Services, Inc. and Limoneira Company (incorporated by reference to exhibit 10.6 of the Company's Quarterly Report on Form 10-Q, filed March 9, 2023 (File No. 001-34755))</u>
10.30	<u>Grower Packing & Marketing Agreement, dated as of January 31, 2023, by and between Limoneira Company and PAI Centurion Citrus, LLC (incorporated by reference to exhibit 10.7 of the Company's Quarterly Report on Form 10-Q, filed March 9, 2023 (File No. 001-34755))</u>
10.31	<u>Form of Award Agreement under the Limoneira Company 2022 Omnibus Plan (incorporated by reference to exhibit 10.1 of the Company's Current Report on Form 8-K, filed November 2, 2023 (File No. 001-34755))</u>
21.1*	<u>Subsidiaries of Limoneira Company</u>
23.1*	<u>Consent of Independent Registered Public Accounting Firm - Deloitte & Touche LLP</u>
23.2*	<u>Consent of Independent Registered Public Accounting Firm - Ernst & Young LLP</u>
31.1*	<u>Certification of the Principal Executive Officer pursuant to Exchange Act Rule 13a-14(a) and 15d-14(a)</u>
31.2*	<u>Certification of the Principal Financial and Accounting Officer pursuant to Exchange Act Rule 13a-14(a) and 15d-14(a)</u>
32.1*	<u>Certification of the Principal Executive Officer pursuant to 18 U.S.C. Section 1350, as adopted pursuant to Section 906 of the Sarbanes-Oxley Act of 2002</u>
32.2*	<u>Certification of the Principal Financial Officer pursuant to 18 U.S.C. Section 1350, as adopted pursuant to Section 906 of the Sarbanes-Oxley Act of 2002</u>
97*	<u>Limoneira Company Amended and Restated Clawback Policy, dated as of October 30, 2023</u>
99.1*	<u>Limoneira Lewis Community Builders, LLC - Financial Statements as of October 31, 2023 and 2022</u>
101.INS*	XBRL Instance Document
101.SCH*	XBRL Taxonomy Extension Schema Document
101.CAL*	XBRL Taxonomy Extension Calculation Linkbase Document
101.DEF*	XBRL Taxonomy Extension Definition Linkbase Document

101.LAB* XBRL Taxonomy Extension Label Linkbase Document

Exhibit No. **Description**

101.PRE* XBRL Taxonomy Extension Presentation Linkbase Document

104 Cover Page Interactive Data File (formatted in Inline XBRL and contained in Exhibit 101)

* Filed or furnished herewith. In accordance with Item 601(b)(32)(ii) of Regulation S-K and SEC Release Nos. 33-8238 and 34-47986, Final Rule: Management's Report on Internal Control Over Financial Reporting and Certification of Disclosure in Exchange Act Periodic Reports, the certifications furnished in Exhibits 32.1 and 32.2 hereto are deemed to accompany this Annual Report on Form 10-K and will not be deemed "filed" for purposes of Section 18 of the Exchange Act. Such certifications will not be deemed to be incorporated by reference into any filing under the Securities Act or the Exchange Act, except to the extent that the registrant specifically incorporates it by reference.

† Denotes management contracts and compensatory plans or arrangements.

SIGNATURES

Pursuant to the requirements of Section 13 or 15(d) of the Securities Exchange Act of 1934, as amended, the registrant has duly caused this report to be signed on its behalf by the undersigned, thereunto duly authorized, on December 21, 2023.

LIMONEIRA COMPANY

By: /s/ Harold S. Edwards

Harold S. Edwards
Director, President and
Chief Executive Officer

Pursuant to the requirements of the Securities Exchange Act of 1934, as amended, this report has been signed below on December 21, 2023, by the following persons on behalf of the registrant and in the capacities indicated:

Signature	Title
<u>/s/ Scott S. Slater</u> Scott S. Slater	Chairman of the Board of Directors
<u>/s/ Harold S. Edwards</u> Harold S. Edwards	Director, President and Chief Executive Officer (Principal Executive Officer)
<u>/s/ Mark Palamountain</u> Mark Palamountain	Chief Financial Officer and Treasurer (Principal Financial and Accounting Officer)
<u>/s/ Gordon E. Kimball</u> Gordon E. Kimball	Director
<u>/s/ Edgar Terry</u> Edgar Terry	Director
<u>/s/ Elizabeth Blanchard Chess</u> Elizabeth Blanchard Chess	Director
<u>/s/ Elizabeth Mora</u> Elizabeth Mora	Director
<u>/s/ Barbara Carbone</u> Barbara Carbone	Director

<u>List of Subsidiaries of Limoneira Company</u>	<u>State of Incorporation/Organization</u>
Associated Citrus Packers, Inc.	Arizona
Limoneira EA1 Land LLC	Delaware
Limoneira EA2 LLC	Delaware
Limoneira International Division, LLC	California
Limoneira Lewis Community Builders, LLC	Delaware
LLCB II, LLC	Delaware
Windfall Investors, LLC	California
Limoneira Chile SpA	Chile
Fruticola Pan de Azucar S.A.	Chile
Agricola San Pablo SpA	Chile
Limoneira Argentina S.A.U.	Argentina
Trapani Fresh Consorcio de Cooperacion	Argentina
Limoneira Holland B.V.	Holland

Consent of Independent Registered Public Accounting Firm

We consent to the incorporation by reference in Registration Statement No. 333-239061 on Form S-3 and Registration Statement Nos. 333-171934 and 333-263794 on Form S-8 of our reports dated December 21, 2023, relating to the financial statements of Limoneira Company and the effectiveness of Limoneira Company's internal control over financial reporting appearing in this Annual Report on Form 10-K for the year ended October 31, 2023.

/s/ Deloitte & Touche LLP

Los Angeles, California
December 21, 2023

Consent of Independent Registered Public Accounting Firm

We consent to the incorporation by reference in the following Registration Statements:

- (1) Registration Statement (Form S-8 No. 333-171934) pertaining to the Limoneira Company 2010 Omnibus Incentive Plan,
- (2) Registration Statement (Form S-3 No. 333-239061) of Limoneira Company, and
- (3) Registration Statement (Form S-8 No. 333-263794) pertaining to the Limoneira Company 2022 Omnibus Incentive Plan;

of our report dated December 15, 2023, with respect to the financial statements of Limoneira Lewis Community Builders, LLC included in this Annual Report (Form 10-K) of Limoneira Company for the year ended October 31, 2023.

/s/ Ernst & Young LLP

Irvine, California
December 21, 2023

**Certification of the Principal Executive Officer
Pursuant to Exchange Act Rule 13a-14(a) and 15d-14(a)**

I, Harold S. Edwards, certify that:

1. I have reviewed this Annual Report on Form 10-K of Limoneira Company (the “Registrant”);
2. Based on my knowledge, this report does not contain any untrue statement of a material fact or omit to state a material fact necessary to make the statements made, in light of the circumstances under which such statements were made, not misleading with respect to the period covered by this report;
3. Based on my knowledge, the financial statements, and other financial information included in this report, fairly present in all material respects the financial condition, results of operations and cash flows of the Registrant as of, and for, the periods presented in this report;
4. The Registrant’s other certifying officer(s) and I are responsible for establishing and maintaining disclosure controls and procedures (as defined in Exchange Act Rules 13a-15(e) and 15d-15(e)) and internal control over financial reporting (as defined in Exchange Act Rules 13a-15(f) and 15d- 15(f)) for the Registrant and have:
 - (a) designed such disclosure controls and procedures, or caused such disclosure controls and procedures to be designed under our supervision, to ensure that material information relating to the Registrant, including its consolidated subsidiaries, is made known to us by others within those entities, particularly during the period in which this report is being prepared;
 - (b) designed such internal control over financial reporting, or caused such internal control over financial reporting to be designed under our supervision, to provide reasonable assurance regarding the reliability of financial reporting and the preparation of financial statements for external purposes in accordance with generally accepted accounting principles;
 - (c) evaluated the effectiveness of the Registrant’s disclosure controls and procedures and presented in this report our conclusions about the effectiveness of the disclosure controls and procedures, as of the end of the period covered by this report based on such evaluation; and
 - (d) disclosed in this report any change in the Registrant’s internal control over financial reporting that occurred during the Registrant’s most recent fiscal quarter (the Registrant’s fourth fiscal quarter in the case of an annual report) that has materially affected, or is reasonably likely to materially affect, the Registrant’s internal control over financial reporting; and
5. The Registrant’s other certifying officer(s) and I have disclosed, based on our most recent evaluation of internal control over financial reporting, to the Registrant’s auditors and the audit committee of the Registrant’s board of directors (or persons performing the equivalent functions):
 - (a) all significant deficiencies and material weaknesses in the design or operation of internal control over financial reporting which are reasonably likely to adversely affect the Registrant’s ability to record, process, summarize and report financial information; and
 - (b) any fraud, whether or not material, that involves management or other employees who have a significant role in the Registrant’s internal control over financial reporting.

December 21, 2023

/s/ Harold S. Edwards

Harold S. Edwards,
Director, President and Chief Executive Officer
(Principal Executive Officer)

**Certification of the Principal Financial Officer
Pursuant to Exchange Act Rule 13a-14(a) and 15d-14(a)**

I, Mark Palamountain, certify that:

1. I have reviewed this Annual Report on Form 10-K of Limoneira Company (the “Registrant”);
2. Based on my knowledge, this report does not contain any untrue statement of a material fact or omit to state a material fact necessary to make the statements made, in light of the circumstances under which such statements were made, not misleading with respect to the period covered by this report;
3. Based on my knowledge, the financial statements, and other financial information included in this report, fairly present in all material respects the financial condition, results of operations and cash flows of the Registrant as of, and for, the periods presented in this report;
4. The Registrant’s other certifying officer(s) and I are responsible for establishing and maintaining disclosure controls and procedures (as defined in Exchange Act Rules 13a-15(e) and 15d-15(e)) and internal control over financial reporting (as defined in Exchange Act Rules 13a-15(f) and 15d- 15(f)) for the Registrant and have:
 - (a) designed such disclosure controls and procedures, or caused such disclosure controls and procedures to be designed under our supervision, to ensure that material information relating to the Registrant, including its consolidated subsidiaries, is made known to us by others within those entities, particularly during the period in which this report is being prepared;
 - (b) designed such internal control over financial reporting, or caused such internal control over financial reporting to be designed under our supervision, to provide reasonable assurance regarding the reliability of financial reporting and the preparation of financial statements for external purposes in accordance with generally accepted accounting principles;
 - (c) evaluated the effectiveness of the Registrant’s disclosure controls and procedures and presented in this report our conclusions about the effectiveness of the disclosure controls and procedures, as of the end of the period covered by this report based on such evaluation; and
 - (d) disclosed in this report any change in the Registrant’s internal control over financial reporting that occurred during the Registrant’s most recent fiscal quarter (the Registrant’s fourth fiscal quarter in the case of an annual report) that has materially affected, or is reasonably likely to materially affect, the Registrant’s internal control over financial reporting; and
5. The Registrant’s other certifying officer(s) and I have disclosed, based on our most recent evaluation of internal control over financial reporting, to the Registrant’s auditors and the audit committee of the Registrant’s board of directors (or persons performing the equivalent functions):
 - (a) all significant deficiencies and material weaknesses in the design or operation of internal control over financial reporting which are reasonably likely to adversely affect the Registrant’s ability to record, process, summarize and report financial information; and
 - (b) any fraud, whether or not material, that involves management or other employees who have a significant role in the Registrant’s internal control over financial reporting.

December 21, 2023

/s/ Mark Palamountain

**Mark Palamountain,
Chief Financial Officer and Treasurer
(Principal Financial and Accounting Officer)**

**Certification of the Principal Executive Officer
Pursuant to Section 906 of the Sarbanes-Oxley Act of 2002 (18 U.S.C. 1350)**

In connection with the Annual Report on Form 10-K for the fiscal year ended October 31, 2023 (the “Report”) of Limoneira Company (the “Registrant”), as filed with the Securities and Exchange Commission on the date hereof, I, Harold S. Edwards, Director, President and Chief Executive Officer of the Registrant, hereby certify that:

- (1) The Report fully complies with the requirements of Section 13(a) or 15(d) of the Securities Exchange Act of 1934, as amended; and
- (2) The information contained in the Report fairly presents, in all material respects, the financial condition and results of operations of the Registrant.

December 21, 2023

/s/ Harold S. Edwards

**Harold S. Edwards,
Director, President and Chief Executive Officer
(Principal Executive Officer)**

**Certification of the Principal Financial Officer
Pursuant to Section 906 of the Sarbanes-Oxley Act of 2002 (18 U.S.C. 1350)**

In connection with the Annual Report on Form 10-K for the fiscal year ended October 31, 2023 (the "Report") of Limoneira Company (the "Registrant"), as filed with the Securities and Exchange Commission on the date hereof, I, Mark Palamountain, Chief Financial Officer and Treasurer of the Registrant, hereby certify that:

- (1) The Report fully complies with the requirements of Section 13(a) or 15(d) of the Securities Exchange Act of 1934, as amended; and
- (2) The information contained in the Report fairly presents, in all material respects, the financial condition and results of operations of the Registrant.

December 21, 2023

/s/ Mark Palamountain

Mark Palamountain,
Chief Financial Officer and Treasurer
(Principal Financial and Accounting Officer)

LIMONEIRA LEWIS COMMUNITY BUILDERS, LLC
(a Delaware Limited Liability Company)

Financial Statements

October 31, 2023

LIMONEIRA LEWIS COMMUNITY BUILDERS, LLC
(a Delaware Limited Liability Company)

Table of Contents

Report of Independent Registered Public Accounting Firm	1
Financial Statements	
Balance Sheets	4
Statements of Operations	5
Statements of Members' Capital	6
Statements of Cash Flows	7
Notes to Financial Statements	8

Report of Independent Registered Public Accounting Firm

To the Members of Limoneira Lewis Community Builders, LLC

Opinion on the Financial Statements

We have audited the accompanying balance sheets of Limoneira Lewis Community Builders, LLC (“the Company”) as of October 31, 2023 and 2022, the related statements of operations, members’ capital and cash flows for each of the three years in the period ended October 31, 2023, and the related notes (collectively referred to as the “financial statements”). In our opinion, the financial statements present fairly, in all material respects, the financial position of the Company at October 31, 2023 and 2022, and the results of its operations and its cash flows for each of the three years in the period ended October 31, 2023, in conformity with U.S. generally accepted accounting principles.

Basis for Opinion

These financial statements are the responsibility of the Company's management. Our responsibility is to express an opinion on the Company's financial statements based on our audits. We are a public accounting firm registered with the Public Company Accounting Oversight Board (United States) (PCAOB) and are required to be independent with respect to the Company in accordance with the U.S. federal securities laws and the applicable rules and regulations of the Securities and Exchange Commission and the PCAOB.

We conducted our audits in accordance with the standards of the PCAOB and in accordance with auditing standards generally accepted in the United States of America. Those standards require that we plan and perform the audit to obtain reasonable assurance about whether the financial statements are free of material misstatement, whether due to error or fraud. The Company is not required to have, nor were we engaged to perform, an audit of its internal control over financial reporting. As part of our audits we are required to obtain an understanding of internal control over financial reporting but not for the purpose of expressing an opinion on the effectiveness of the Company's internal control over financial reporting. Accordingly, we express no such opinion.

Our audits included performing procedures to assess the risks of material misstatement of the financial statements, whether due to error or fraud, and performing procedures that respond to those risks. Such procedures included examining, on a test basis, evidence regarding the amounts and disclosures in the financial statements. Our audits also included evaluating the accounting principles used and significant estimates made by management, as well as evaluating the overall presentation of the financial statements. We believe that our audits provide a reasonable basis for our opinion.

Critical Audit Matters

The critical audit matters communicated below are matters arising from the current period audit of the financial statements that were communicated or required to be communicated to the audit committee and that: (1) relate to accounts or disclosures that are material to the financial statements and (2) involved our especially challenging, subjective or complex judgments. The communication of critical audit matters does not alter in any way our opinion on the financial statements, taken as a whole, and we are not, by communicating the critical audit matters below, providing separate opinions on the critical audit matters or on the accounts or disclosures to which they relate.

Land Sales Revenue Recognition

*Description of
the Matter*

For the year ended October 31, 2023, the Company's revenues from land sales totaled \$30.9 million. As more fully described in Note 2 to the financial statements, the Company evaluates each of its land sale contracts to identify the related performance obligations, determines and allocates the overall transaction price to the identified performance obligations, and recognizes revenue based on the extent to which the performance obligations have been satisfied. The Company also evaluates the terms of variable consideration attributable to each land sale contract, including factors indicating the need to constrain the amount of revenue to be recognized, and evaluates any other unique contract terms which may otherwise impact revenue recognition under Accounting Standards Codification Topic 606, *Revenue from Contracts with Customers* (ASC 606).

Auditing the Company's recognition and measurement of land sales revenue is especially challenging because the application of the ASC 606 revenue recognition model to land sale transactions is complex and involves significant judgments related to the identification of performance obligations within the context of each contract; the determination of overall transaction price, including estimates of variable consideration and determining the need to constrain the amount of revenue to be recognized; and evaluation of any unique contract terms which could impact revenue recognition.

*How We
Addressed the
Matter in Our
Audit*

To test the land sales revenue recognized by the Company, our audit procedures included, among others, testing each land sale transaction and assessing the methodologies and evaluating the significant judgments used by the Company in applying the ASC 606 revenue recognition model to its land sales contracts. We tested each of the Company's land sale transactions in the current year through inspection of the terms of the purchase and sale agreements and other relevant agreements, inspection of closing statements, vouching of significant cash proceeds received, and recalculation of revenue recognized. We evaluated the methodology utilized and significant judgments made by management in the application of the ASC 606 revenue recognition model to each land sale transaction, including: the identification of performance obligations within the context of each contract; the determination of the overall transaction price, including variable consideration, and related judgments involved in determining whether to constrain revenue related to variable consideration; and the evaluation of any unique contract terms and related impact on the overall recognition or measurement of revenue. We also performed inquiries of operational personnel outside the accounting function to corroborate our inquiries of management and to identify any contrary information toward the satisfaction of performance obligations and overall recognition and measurement of revenue within the ASC 606 model.

Project Budgeting and Cost of Land Sales

*Description of
the Matter*

As discussed in Note 2 to the financial statements, cost of land sales is determined based on an allocation of costs to individual land parcels sold based on specific identification, if practicable, or an allocation based on a method which approximates relative fair value. Costs allocated to land parcels sold include actual development costs incurred and estimates of future development costs, including common costs and amenities within the project. For purposes of allocating development costs, estimates of future sales prices and development costs reflected in the project budget are reevaluated throughout the year, with adjustments being allocated prospectively to the remaining parcels available for sale.

Auditing the Company's cost of land sales is especially challenging as it involves significant management estimation related to projecting future development costs and land sales prices and involves judgment and complexity in applying the appropriate costing methodology to each land sale.

*How We
Addressed the
Matter in Our
Audit*

To test cost of land sales recorded by the Company, our audit procedures included, among others, evaluating management's methodology for estimating future development costs and land sales prices associated with the project and allocating such costs to individual land sales, as well as evaluating the underlying data and assumptions used by management. We tested projected future sales prices by comparing against actual historical sales and evaluating underlying assumptions against market data. We tested projected future development costs by comparing against development obligations in contractual agreements to determine completeness and accuracy, comparing cost projections to historical actuals for similar work performed at the project, and comparing projected costs to current commitments in place on a sample basis. We also evaluated changes in budgeted revenue and cost amounts from previous periods for reasonableness relative to changes in the project development and other factors. Further, we performed inquiries with operational personnel outside the accounting function to corroborate information obtained from management and inspected evidence of the project's physical condition to compare overall status of the development to information reflected in the project budget.

/s/ Ernst & Young LLP

We have served as the Company's auditor since 2016.

Irvine, California
December 15, 2023

LIMONEIRA LEWIS COMMUNITY BUILDERS, LLC

(a Delaware Limited Liability Company)

Balance Sheets (in thousands)

	October 31,	
	2023	2022
Assets		
Land held for development and sale	\$ 105,979	\$ 112,221
Cash and cash equivalents	12,863	260
Restricted cash	1,011	—
Due from affiliates (Note 7)	3,378	3,378
Refundable deposits and other assets	1,072	554
Contract assets	636	183
Total assets	<u>\$ 124,939</u>	<u>\$ 116,596</u>
Liabilities and members' capital		
Unsecured line of credit (Note 5)	\$ —	\$ 4,500
Accounts payable and accrued expenses	5,424	5,884
Unearned revenue	1,627	—
Due to affiliates (Note 7)	53	147
	<u>7,104</u>	<u>10,531</u>
Commitments and contingencies (Note 8)		
Members' capital:		
Limoneira EA1 Land, LLC	58,282	52,431
Lewis Santa Paula Member, LLC	59,553	53,634
	<u>117,835</u>	<u>106,065</u>
Total liabilities and members' capital	<u>\$ 124,939</u>	<u>\$ 116,596</u>

See accompanying notes.

LIMONEIRA LEWIS COMMUNITY BUILDERS, LLC

(a Delaware Limited Liability Company)

Statements of Operations

(in thousands)

	Year Ended October 31,		
	2023	2022	2021
Revenues:			
Land sales	\$ 30,933	\$ 2,500	\$ 42,853
Cost of sales:			
Cost of land sales	(18,660)	—	(32,735)
Gross profit	<u>12,273</u>	<u>2,500</u>	<u>10,118</u>
Sales and marketing expenses	301	553	984
General and administrative expenses	208	138	88
Other (income) expense	<u>(6)</u>	<u>—</u>	<u>(41)</u>
Net income	<u>\$ 11,770</u>	<u>\$ 1,809</u>	<u>\$ 9,087</u>

See accompanying notes.

LIMONEIRA LEWIS COMMUNITY BUILDERS, LLC

(a Delaware Limited Liability Company)

Statements of Members' Capital

(in thousands)

	Limoneira EA1 Land, LLC	Lewis Santa Paula Member, LLC	Total Members' Capital
Balance at October 31, 2020	\$ 46,908	\$ 48,261	\$ 95,169
Contributions	—	—	—
Net income	4,508	4,579	9,087
Balance at October 31, 2021	51,416	52,840	104,256
Contributions	—	—	—
Net income	1,015	794	1,809
Balance at October 31, 2022	52,431	53,634	106,065
Contributions	—	—	—
Net income	5,851	5,919	11,770
Balance at October 31, 2023	<u>\$ 58,282</u>	<u>\$ 59,553</u>	<u>\$ 117,835</u>

See accompanying notes.

LIMONEIRA LEWIS COMMUNITY BUILDERS, LLC
(a Delaware Limited Liability Company)

Statements of Cash Flows
(in thousands)

	Year ended October 31,		
	2023	2022	2021
Operating activities			
Net income	\$ 11,770	\$ 1,809	\$ 9,087
Adjustments to reconcile net income to net cash provided by (used in) operating activities:			
Changes in operating assets and liabilities:			
Land held for development and sale	6,242	(13,270)	23,255
Refundable deposits and other assets	(448)	391	72
Note receivable – land sale	—	—	6,084
Due from affiliates	—	2,393	(5,771)
Contract assets	(453)	378	(140)
Accounts payable and accrued expenses	(460)	1,227	814
Unearned revenue	1,627	—	(696)
Due to affiliates	(94)	96	(44)
Net cash provided by (used in) operating activities	<u>18,184</u>	<u>(6,976)</u>	<u>32,661</u>
Financing activities			
Borrowings from line of credit	11,100	11,400	5,812
Principal repayments on line of credit	(15,600)	(6,900)	(36,180)
Payment of deferred loan costs	(70)	—	(225)
Net cash (used in) provided by financing activities	<u>(4,570)</u>	<u>4,500</u>	<u>(30,593)</u>
Net increase (decrease) in cash, cash equivalents and restricted cash	13,614	(2,476)	2,068
Cash, cash equivalents and restricted cash – beginning	260	2,736	668
Cash, cash equivalents and restricted cash – ending	<u>\$ 13,874</u>	<u>\$ 260</u>	<u>\$ 2,736</u>
Supplemental disclosure of cash flow information			
Cash paid for interest (including amounts capitalized to the Project)	<u>\$ 946</u>	<u>\$ 164</u>	<u>\$ 398</u>

The following table provides a reconciliation of cash, cash equivalents and restricted cash reported within the consolidated balance sheets that sum to the total of the same amounts shown in the consolidated statements of cash flows.

	Year ended October 31,		
	2023	2022	2021
Cash and cash equivalents	\$ 12,863	\$ 260	\$ 2,736
Restricted cash	1,011	—	—
Cash, cash equivalents and restricted cash	<u>\$ 13,874</u>	<u>\$ 260</u>	<u>\$ 2,736</u>

See accompanying notes.

LIMONEIRA LEWIS COMMUNITY BUILDERS, LLC
(a Delaware Limited Liability Company)

Notes to Financial Statements

October 31, 2023

1. Organization

Organization and Business

Limoneira Lewis Community Builders, LLC (“Limoneira Lewis” or the “Company”), a Delaware Limited Liability Company, is a joint venture between Lewis Santa Paula Member, LLC (“Lewis”) and Limoneira EA1 Land, LLC (“Limoneira”) (together, the “Members”) for the primary purpose of developing a 501 acre area of land in Santa Paula, California into residential properties (the “Project”). Limoneira Lewis was formed on November 3, 2015 and began operations on November 10, 2015 in conjunction with the contribution of land and related entitlements for an agreed-upon value of \$40,000,000 by Limoneira (the “Property”) to the Company and a concurrent assignment of a 50% interest in the Company to Lewis for \$20,000,000 cash consideration, which were reflected as initial capital contributions from the Members. Initial capital contributions of the Members also included the value of certain pre-formation development costs and expenses (“Pre-Assignment Expenses”) incurred by Limoneira of \$1,374,279 and Lewis of \$217,774.

The terms of the Company are governed pursuant to the Limited Liability Company Agreement, as amended (the “LLC Agreement”). Each Member’s liability is limited pursuant to the Delaware Limited Liability Company Act. The term of the Company shall continue until the Company is dissolved pursuant to the provisions of the LLC Agreement.

Lewis is the designated manager of the Company (“Manager”) and manages the business activities of the Company pursuant to the terms of the LLC Agreement through an affiliated entity, Lewis Management Corp., a California Corporation (the “Manager Affiliate”). All major decisions, as defined by the LLC Agreement, are decided by an executive committee consisting of two representatives each from Lewis and Limoneira.

Capital contributions are made by the Members for funding of Project Costs pursuant to terms of the LLC Agreement. Through October 31, 2023, the Members’ capital contributions include the Members’ initial capital contributions representing the value of the contributed property and Pre-Assignment Expenses and additional contributions totaling \$82,799,000 in the aggregate.

On March 3, 2008, Limoneira entered into a Development Agreement with the City of Santa Paula (the “City”) to develop the property which was transferred to the Company on November 10, 2015. The Development Agreement was amended and restated on February 26, 2015. The Amended Development Agreement currently provides for up to 1,500 total residential units, an estimated 240,000 square feet of office, retail, light industrial and assisted living facilities, approximately 19 acres for educational and other civic facilities and approximately 223 acres of undeveloped land, including open space and agricultural preserves, parks and greenways.

LIMONEIRA LEWIS COMMUNITY BUILDERS, LLC
(a Delaware Limited Liability Company)

Notes to Financial Statements (continued)

1. Organization (continued)

Distributions

Pursuant to the LLC Agreement, distributions of Net Cash Flow, as defined, shall be distributed to the Members in the following order of priority (using terms as defined in the LLC Agreement):

- (a) First, to the Members in proportion to their respective Additional Capital Contribution IRR Deficiencies, until each Member's Additional Contribution IRR Deficiency is reduced to zero, representing a 12% return, compounded annually;
- (b) Second, 48% to Limoneira and 52% to Lewis until Lewis' Initial Contribution IRR Deficiency is reduced to zero, representing a 12% return, compounded annually;
- (c) Third, 25% to Limoneira and 75% to Lewis until aggregate distributions on this tier equal \$10,000,000;
- (d) Fourth, 60% to Limoneira and 40% to Lewis until aggregate distributions on this tier equal \$20,000,000;
- (e) Fifth, 50% to Limoneira and 50% to Lewis until aggregate distributions on this tier equal \$20,000,000;
- (f) Sixth, 78% to Limoneira and 22% to Lewis until aggregate distributions on this tier equal \$25,000,000;
- (g) Seventh, 95% to Limoneira and 5% to Lewis until aggregate distributions on this tier equal \$20,000,000;
- (h) Thereafter, 70% to Limoneira and 30% to Lewis.

Pursuant to the LLC Agreement, distributions of Net Cash Flow may also be affected by certain Net Cash Flow Override provisions based on the status of an affiliated joint venture project between the Members formed in September 2022, LLCB II (Note 7). Pursuant to these provisions, if either (i) LLCB II is dissolved prior to the date (if any) that LLCB II obtains the Site Specific Entitlements, as defined, or (ii) there is a Material Adverse Impact, as defined, after LLCB II obtains the Site Specific Entitlements, then the first \$4,000,000 of Net Cash Flow of the Company available for distribution to the Members shall be distributed to Lewis prior to any other distributions being made to the Members under the distribution priorities above. The LLC Agreement also states that Lewis shall have the right to elect to dissolve LLCB II in accordance with the terms of the operating agreement of LLCB II thereby triggering the application of these Net Cash Flow Override provisions without regard to any fiduciary or other duties owed to Limoneira other than the covenant of good faith and fair dealing.

LIMONEIRA LEWIS COMMUNITY BUILDERS, LLC
(a Delaware Limited Liability Company)

Notes to Financial Statements (continued)

1. Organization (continued)

Allocations of Income and Losses

Net income and losses each period are allocated to the Members in respect of how such income or loss would affect related cash distributions that would be made to the Members if the Company were to be liquidated as of the reporting date and proceeds equal to the book value of members' capital were to be distributed pursuant to the cash distribution priorities of the LLC Agreement. The allocations of income and losses reflected herein assume that no Net Cash Flow Override provisions have been triggered as of the reporting date.

2. Summary of Significant Accounting Policies

Basis of Presentation

The accompanying financial statements have been prepared in conformity with accounting principles generally accepted in the United States ("GAAP"). All references to authoritative accounting literature in the Company's financial statements were referenced in accordance with the Financial Accounting Standards Board ("FASB") Accounting Standards Codification ("ASC"), which is the single source of authoritative nongovernmental GAAP in the United States.

Acreage, square footage, number of units or lots, and other similar non-financial measures included in these notes to the financial statements are presented on an unaudited basis.

Cash and Cash Equivalents

All highly liquid investments with a remaining maturity of three months or less when purchased are considered to be cash equivalents. As of October 31, 2023, restricted cash balances of \$1,011,000 relate to contractual escrow holdbacks for remaining seller improvements to be completed by the Company related to one of the current year land sales. No other cash balances held by the Company during the periods presented were legally restricted as to use.

Financial instruments that potentially subject the Company to concentrations of credit risk consist of demand deposits with a financial institution. The Company's cash balances from time to time exceed federally insurable limits. However, the Company believes there is minimal credit risk relative to its cash balances.

LIMONEIRA LEWIS COMMUNITY BUILDERS, LLC
(a Delaware Limited Liability Company)

Notes to Financial Statements (continued)

2. Summary of Significant Accounting Policies (continued)

Land Held for Development and Sale and Cost of Land Sales

Land held for development and sale consists of unimproved land and costs related to improvements including infrastructure and other capitalizable project costs. Capitalized costs include direct and indirect land costs, development and construction costs, direct labor, real estate taxes, and interest related to development and construction. Capitalized costs also include prepaid insurance policies and other similar costs which do not extend beyond the projected development period of the related project components.

Cost of land sales is determined based on an allocation of costs to individual land parcels sold based on specific identification, if practicable, or an allocation based on a method which approximates relative fair value in accordance with ASC 970, *Real Estate - General*. Costs allocated to land parcels sold include actual development costs incurred and estimates of future development costs, including common costs and amenities within the Project. For purposes of allocating development costs, estimates of future sales prices and development costs reflected in the project budget are reevaluated throughout the year, with adjustments being allocated prospectively to the remaining parcels available for sale.

Land held for development and sale is carried at cost. The Company tests its land held for development and sale for impairment in accordance with ASC 360, *Property, Plant and Equipment*, whenever events or changes in circumstances indicate that the carrying value of its project may not be recoverable. Such events or changes in circumstances may include, among others, a significant adverse change in the business climate that could affect the value of the project, an accumulation of costs significantly in excess of the amount originally expected, or current period operating or cash flow loss combined with a history of operating or cash flow losses or a forecast that demonstrates continuing losses.

If such indicators of impairment are identified, the project is tested for recoverability by comparing the carrying amount of the asset to the undiscounted future net cash flows expected to be generated from the project. If the carrying value of the project is determined to not be recoverable, an impairment charge is recognized equal to the amount by which the carrying value exceeds its estimated fair value. Fair value is determined based on estimated future cash flows discounted for inherent risks associated with the project, or other valuation techniques.

LIMONEIRA LEWIS COMMUNITY BUILDERS, LLC
(a Delaware Limited Liability Company)

Notes to Financial Statements (continued)

2. Summary of Significant Accounting Policies (continued)

Revenue Recognition

Land sale transactions are made pursuant to contracts under which the Company typically has a performance obligation to deliver specified land parcels to the buyer when closing conditions are met. The Company evaluates each land sale contract to determine its performance obligations under the contract, including whether there is a distinct promise to perform post-closing land development work that is material within the context of the contract, and uses objective criteria to determine the completion of the applicable performance obligations, whether at a point in time or over time. Revenues from land sales are recognized when the Company has satisfied the performance obligations within the sales contract. Under its land sale contracts, the Company typically receives an initial cash deposit from the buyer at the time the contract is executed and receives the remaining fixed price consideration, through a third-party escrow agent, at closing when title and control of the land transfers to the buyer.

In instances where the Company has one or more performance obligations to perform land development work after the closing date, a portion of the transaction price under the land sale contract is allocated to such performance obligations and is recognized as revenue over time based upon the estimated progress toward the satisfaction of the related performance obligation, which is generally measured based on costs incurred relative to the total costs expected to satisfy the performance obligation.

The Company's land sales contracts to homebuilders also generally provide for additional variable consideration in the form of a marketing fee based on a percentage of the sales prices of homes built and sold on the land as well as the ability to receive future profit participation payments on profitability above specified thresholds achieved on sales of the homes by the homebuilder. The Company's performance obligations related to these fees are generally satisfied as of or in advance of when payments for such fees are received, which may result in the recognition of a contract asset for the estimated future variable consideration expected to be received. In determining the amount of revenue to recognize related to these fees, the Company estimates the total variable consideration it expects to receive utilizing the expected value approach and constrains the amount to be recognized to the extent such variable consideration is subject to a risk of significant revenue reversal. The Company considers various factors in determining whether a constraint is necessary, including its experience to date and degree to which the variable consideration is susceptible to factors outside its influence.

The amount and timing of revenue and cash flows related to marketing fee and profit participation payments are impacted by the ultimate timing and sales prices of homes sold by homebuilders.

LIMONEIRA LEWIS COMMUNITY BUILDERS, LLC
(a Delaware Limited Liability Company)

Notes to Financial Statements (continued)

2. Summary of Significant Accounting Policies (continued)

The Company also evaluates the terms of anti-speculation or similar clauses contained in its land sales contracts which may provide the Company the contingent right to repurchase such land if the buyer fails to comply with provisions of the sales contract to determine whether the customer under its contracts has obtained control of the land in determining satisfaction of the related performance obligation.

Deposits received under customer contracts prior to closing of land sales, or other payments received under a contract for which related performance obligation is not yet complete, represent contract liabilities and are recorded as unearned revenue. Contract assets are recognized to the extent revenues are recorded but the related amounts are not yet receivable under the terms of the contract. Trade receivables are recorded to the extent amounts are receivable from the customer and the Company's right to the consideration is no longer conditional. Contract assets and trade receivables are evaluated for impairment or collectability in accordance with respective guidance. All of the Company's contracts with its customers and the related performance obligations have an original expected duration of one year or less.

Line of Credit

The Company's line of credit is recorded at amortized cost. Loan costs associated with securing the line of credit are deferred and are recognized as a component of interest cost over the term of the line of credit and are presented as a reduction of the line of credit balance on the accompanying balance sheets. In periods where there are no balances outstanding on the line of credit, unamortized loan costs are reclassified to other assets. Interest costs are capitalized to the Project during periods in which development activities are ongoing.

Income Taxes

As a limited liability company, the Company is subject to certain minimal taxes and fees; however, no provision for income taxes has been made in the accompanying financial statements as the Members are individual responsible for reporting their respective share of the Company's income or loss.

Based on its evaluation under ASC 740, *Income Taxes*, the Company has concluded that there are no significant tax positions requiring recognition in its financial statements, nor has the Company been assessed interest or penalties by any tax jurisdictions.

Other Income and Expenses

Other income and expenses are recorded in the period earned or incurred. Selling costs and costs related to marketing of the community are generally recorded to sales and marketing expenses as incurred.

LIMONEIRA LEWIS COMMUNITY BUILDERS, LLC
(a Delaware Limited Liability Company)

Notes to Financial Statements (continued)

2. Summary of Significant Accounting Policies (continued)

Comprehensive Income and Loss

For all periods presented, comprehensive income is the same as net income reported for the respective period.

Use of Estimates

The preparation of these financial statements in accordance with generally accepted accounting principles requires management to make estimates and assumptions that affect the reported amounts of assets and liabilities and the revenues and expenses for the periods presented. Actual amounts and results could differ from those estimates.

Recent Accounting Pronouncements

In June 2016, the FASB issued ASU No. 2016-13, *Financial Instruments - Credit Losses (Topic 326): Measurement of Credit Losses on Financial Instruments* (“ASC 326”). This amendment requires the measurement of all expected credit losses for financial assets held at the reporting date based on historical experience, current conditions, and forward-looking estimates. ASC 326 was adopted by the Company effective November 1, 2020. The adoption of ASC 326 did not have a material impact on the Company’s financial statements or disclosures.

3. Land Held for Development and Sale

Activity related to the Company’s land held for development and sale for the years ended October 31, 2023 and 2022 is as follows:

	2023	2022
Beginning balance	\$ 112,221,000	\$ 98,951,000
Additional costs incurred	17,453,000	27,378,000
CFD and other reimbursements ¹	(5,035,000)	(14,108,000)
Cost of land sales	(18,660,000)	—
Ending balance	\$ 105,979,000	\$ 112,221,000

¹ Includes \$5,035,000 and \$0 of reimbursements from the City of Santa Paula and other third parties for the years ended October 31, 2023 and 2022, respectively.

Management concluded that no impairment charges were warranted related to land held for development and sale through October 31, 2023.

LIMONEIRA LEWIS COMMUNITY BUILDERS, LLC
(a Delaware Limited Liability Company)

Notes to Financial Statements (continued)

3. Land Held for Development and Sale (continued)

During the year ended October 31, 2021, the Company closed on the sale of 232 lots in land sale transactions with three homebuilders and recognized total land sale revenues of \$42,853,000. Land sale revenues for these periods include related deposit amounts received and reflected as unearned revenue in previous periods. During the year ended October 31, 2022, there were no new land sale transactions. Land sales revenues recognized during the year ended October 31, 2022 primarily related to profit participation amounts recognized on land sale transactions which had closed in previous periods. During the year ended October 31, 2023, the Company closed on the sale of 121 lots in land sale transactions with two homebuilders and recognized total land sale revenues of \$30,933,000, including marketing fee and profit participation revenues.

Included in land sales revenues for the years ended October 31, 2023, 2022 and 2021 were marketing fee revenues of \$1,160,000, \$27,000 and \$1,176,000. As of October 31, 2023 and 2022, \$537,000 and \$77,000 of contract assets were recorded representing estimated future variable consideration to be received related to marketing fee revenues. Additionally, land sales revenues for the years ended October 31, 2023, 2022 and 2021 included revenues from profit participation arrangements totaling \$1,381,000, \$2,473,000 and \$413,000. Of these amounts, \$99,000 and \$106,000 was receivable as of October 31, 2023 and 2022, respectively, and included in other assets on the accompanying balance sheets.

As of October 31, 2023 and 2022, there were \$39,000 and \$200,000, respectively, in refund liabilities which were classified in accounts payable and accrued liabilities on the accompanying balance sheet related to profit participation amounts received by the Company for which a revenue constraint was applied as a result of uncertainty as to whether such amounts would need to be returned.

As of October 31, 2023 and 2022, the Company had no deposits related to future lot sale transactions.

In connection with one of the land sales closed in June 2020, the Company provided seller financing in the form of a promissory note to the buyer for \$6,000,000. The note was subsequently repaid, along with accrued interest totaling \$84,000, in November 2020.

LIMONEIRA LEWIS COMMUNITY BUILDERS, LLC
(a Delaware Limited Liability Company)

Notes to Financial Statements (continued)

4. Accounts Payable and Accrued Liabilities

Accounts payable and accrued liabilities includes the following as of October 31, 2023 and 2022:

	<u>2023</u>	<u>2022</u>
Trade accounts payable	\$ 56,000	\$ 319,000
Retentions payable	1,550,000	1,900,000
Accrued liabilities	3,818,000	3,665,000
	<u>\$ 5,424,000</u>	<u>\$ 5,884,000</u>

5. Line of Credit

In February 2018, the Company entered into an unsecured revolving line of credit facility with a third-party lender to provide development financing for the Project. The Company exercised its available one-year extension option on the line of credit, which reduced the maximum borrowing amount from \$45,000,000 to \$35,000,000 and extended the maturity to February 22, 2024. The line of credit bears interest, payable monthly, at an annual rate of the BSBY Daily Floating Rate plus 2.85% (8.23% at October 31, 2023) plus an unused commitment fee of 0.20% per year, payable quarterly.

As of October 31, 2023 and 2022, the Company had outstanding borrowings of \$0 and \$4,500,000 under the line of credit, respectively. Unamortized loan costs totaling \$22,000 as of October 31, 2023 were classified as other assets as the line of credit had no outstanding borrowings as of that date. Loan costs amortized as interest costs during the years ended October 31, 2023 and 2022 totaled \$48,000 and \$66,000, respectively, all of which were capitalized to the Project. During the years ended October 31, 2023, 2022 and 2021, the Company recorded interest and unused commitment fees on the line of credit of \$1,012,000, \$164,000 and \$398,000, respectively, all of which were capitalized to the Project.

The line of credit is guaranteed by Limoneira and certain owners of Lewis. The loan also requires compliance with certain financial covenants, including liquid asset and tangible net worth requirements of the guarantors, all of which were in compliance as of October 31, 2023.

LIMONEIRA LEWIS COMMUNITY BUILDERS, LLC
(a Delaware Limited Liability Company)

Notes to Financial Statements (continued)

6. Fair Value Disclosures

ASC Topic 820, *Fair Value Measurement*, provides a framework for measuring fair value and has established a fair value hierarchy which prioritizes the inputs used in measuring fair value. The hierarchy is summarized as follows:

Level 1 – Fair value determined based on quoted prices in active markets for identical assets.

Level 2 – Fair value determined using significant observable inputs, such as those principally derived from or corroborated by observable market data, by correlation or other means.

Level 3 – Fair value determined using significant unobservable inputs, such as pricing models, discounted cash flows, or similar techniques.

GAAP requires the measurement of certain financial instruments at fair value on a recurring basis, and certain other financial and non-financial assets at fair value on a nonrecurring basis. Additionally, GAAP requires fair value disclosures for certain assets and liabilities.

There were no recurring or nonrecurring fair value measurements made in the periods presented in the accompanying financial statements through October 31, 2023. The following table presents the carrying amounts and estimated fair values of the Company’s financial liabilities as of October 31, 2023 and 2022:

	October 31, 2023		October 31, 2022	
	Carrying Amount	Fair Value	Carrying Amount	Fair Value
Financial liabilities:				
Line of credit	\$ —	\$ —	\$ 4,500,000	\$ 4,500,000

The fair value of the Company’s line of credit was estimated using a discounted cash flow analysis based on management’s estimates of current market interest rates for instruments with similar characteristics including remaining loan term and other credit enhancements. The Company classifies these inputs as Level 3 inputs.

LIMONEIRA LEWIS COMMUNITY BUILDERS, LLC
(a Delaware Limited Liability Company)

Notes to Financial Statements (continued)

7. Related Party Transactions

Cost Reimbursements to Members

The Company reimburses for approved costs and expenses incurred by the Manager and Limoneira, or their affiliates, on behalf of the Company, including for employees providing services in conjunction with development activities for the Project. For the years ended October 31, 2023, 2022 and 2021, \$1,812,000, \$1,925,000 and \$1,597,000, respectively, of such costs were incurred by the Members on behalf of the Company, all of which were capitalized to the Project. During the years ended October 31, 2023, 2022 and 2021, certain additional reimbursable employee costs of \$56,000, \$89,000, and \$119,000, respectively, were incurred by the Company for employees of the Manager providing services for the Project which were recorded as sales and marketing expenses. As of October 31, 2023 and 2022, \$53,000 and \$147,000, respectively, of such cost reimbursements remained payable by the Company to the Members, which are included in due to affiliates on the accompanying balance sheets.

During the years ended October 31, 2023, 2022 and 2021, the Company received \$0, \$14,108,000 and \$3,199,000, respectively, in total CFD reimbursement proceeds (Note 8).

Retained Land and Infrastructure Cost Reimbursements

In conjunction with Limoneira's initial contribution of land to the Company, certain additional land (referred to as the "Retained Land") was legally conveyed to the Company for which Limoneira retained beneficial ownership. The land was transferred back to Limoneira in August 2018 for no consideration upon recording of a revised tract map that subdivided the Retained Property as a legal parcel.

LIMONEIRA LEWIS COMMUNITY BUILDERS, LLC
(a Delaware Limited Liability Company)

Notes to Financial Statements (continued)

7. Related Party Transactions (continued)

Limoneira has agreed to reimburse the Company for certain allocated infrastructure costs incurred by the Company which benefit the Retained Property and certain adjacent real property owned by Limoneira commonly referred to as East Area 2, as defined in the Retained Property Development Agreement between the Company and Limoneira. As of October 31, 2023 and 2022, estimated such reimbursements from Limoneira totaled \$3,378,000 which is classified as due from affiliates on the accompanying balance sheet and is net of related future CFD proceeds attributable to Limoneira.

On September 28, 2022, affiliates of Lewis and Limoneira formed a new joint venture (“LLCB II”) to acquire the Retained Property from Limoneira for the intended purpose of pursuing entitlements and developing multifamily residential units.

Leasing Transactions with Related Parties

The Company has agreed to lease two offices from Limoneira in two office buildings in Santa Paula, California. The leases are month-to-month leases at a rate of \$472 and \$1,350 per month and may be terminated by either party with 30 days’ notice.

The Company has agreed to lease property from Limoneira in Santa Paula, California. The lease is a ten-year lease at a rate of \$250 per month. The Company can terminate the lease with 30 days’ notice following the 3rd anniversary of the effective date of the lease.

8. Commitments and Contingencies

The Company’s commitments and contingencies include the usual litigation and obligations incurred by real estate owners, developers and operators in the normal course of business, none of which, in the opinion of management, are expected to have a material adverse effect on the Company’s financial position or results of operations.

LIMONEIRA LEWIS COMMUNITY BUILDERS, LLC
(a Delaware Limited Liability Company)

Notes to Financial Statements (continued)

8. Commitments and Contingencies (continued)

Although there can be no assurance, the Company is not aware of any material environmental liability that could have a material adverse effect on its financial condition or results of operations. However, identification of contamination affecting the Project, changes in applicable environmental laws and regulations, the uses and conditions of properties in the vicinity of the Project, the activities of entities who may purchase from the Company land within the project and other environmental conditions of which the Company is unaware with respect to the Project could result in future environmental liabilities.

Limoneira is required to transfer sufficient groundwater production and/or water rights to the City to allow the Company to satisfy the requirements of the Development Agreement and any other groundwater protection and/or water rights required by the City or other governmental agency in connection with existing or future entitlements for the Project.

Currently, there are no guarantees by any of the Members or their affiliates in place on any of the obligations of the Company, except as related to the line of credit as described in Note 5. The Company is also required to complete development obligations related to the Project pursuant to the Development Agreement as well as pursuant to the terms of contracts with individual homebuilders and other parties.

The Company expects to be reimbursed for certain infrastructure costs it incurs related to the Project from the proceeds of bonds to be issued from one or more communities facilities districts (“CFDs”). Through October 31, 2023, the Company had received \$32,029,000 in net CFD reimbursements. As of October 31, 2023, there were \$34,345,000 in total bonds issued and outstanding by the CFDs associated with the Project. These bond obligations are not recorded as liabilities of the Company as the estimated payments associated with the bonds are not fixed and determinable. Additionally, the Company is not liable to satisfy shortfalls in annual debt service obligations and has not pledged assets or provided other credit enhancements in support of the bond obligations.

During 2023, a lawsuit was filed against the Company pertaining to an alleged personal injury claim occurring on the site of the Project. The Company is unable to estimate the exposure to potential loss related to this claim, if any, but does not believe any such future potential loss would be material to the Company’s financial results or position.

9. Subsequent Events

The Company has evaluated events subsequent to October 31, 2023 through December 15, 2023, the date the financial statements were available to be issued, for their impact on the financial statements and disclosures.

Corporate Information

Limoneira Company

Headquarters

1141 Cummings Road
Santa Paula, CA 93060

2024 Annual Meeting

The Company's 2024 annual meeting of shareholders will be held on March 26, 2024, at 10:00 a.m. Pacific Time at the Agricultural Museum of Ventura County, 926 Railroad Avenue, Santa Paula, CA 93060.

Stock Listing

The Company's common stock is listed on the NASDAQ® stock exchange under the symbol LMNR.

Investor Relations

Analysts, portfolio managers, and other investors seeking additional information about Limoneira stock should contact John Mills, Partner, ICR, 685 Third Avenue, 2nd Floor, New York, New York 10017 P: (646) 277-1254, John.mills@icrinc.com. Answers to shareholders' frequently addressed questions can also be found by visiting <http://investor.limoneira.com>.

Customers

For assistance with Limoneira Company's products and services, please call (805) 525-5541 or visit www.limoneira.com for toll-free numbers for specific products and services.

News Media

News media seeking information should visit www.limoneira.com for news releases, presentations, and other items related to the Company.

Shareholder Services

Computershare is the transfer agent for Limoneira Company. For inquiries concerning dividend checks, tax statements, ownership transfers, address changes, or lost or stolen certificates, contact Computershare at:

Shareholder correspondence should be mailed to:
Computershare
c/o Shareholder Services
PO Box 43006
Providence, RI 02940-3006

Overnight correspondence should be mailed to:
Computershare
c/o Shareholder Services
150 Royall St.
Canton, MA 02021

Shareholder website:
www.computershare.com/investor
Shareholder online inquiries:
www-us.computershare.com/investor/Contact

Customer Service by Phone:
Toll-Free (Domestic callers): 1-866-234-1382
International Callers: 1-201-680-6578

Please recycle. This annual report is printed on recycled paper.

LIMONEIRA®

1893

Heritage History Legacy™

Over 130 Years of
Sustainable Farming



Harvest at Limoneira, the East Area I real estate development project, is a unique community in Santa Paula, CA. It includes single-family homes, diverse services, and outdoor experiences located near the Pacific Ocean. Our joint venture with The Lewis Group of Companies has yielded such a robust community.

We have seen an increase in the demand for Harvest due to its beautiful parks, shopping, dining, and entertainment. Residents can enjoy 225 acres of open space with bike paths and hiking trails. Soon, residents will enjoy a new 37-acre Sports Park that will create socializing opportunities allowing residents to engage in recreational activities with one another. The Sports Park will also house an amphitheater for concerts and other live performances, gazebos for private events, softball and baseball diamonds, basketball courts, barbecue pavilions, and more. Its proximity to downtown allows easy access to cultural attractions, museums, and schools. Harvest at Limoneira is a short drive to beautiful California beaches and the Los Padres National Forest.

Limoneira also issued a letter of intent for the sale of 25 acres of our real estate asset, referred to as "East Area 2". East Area 2 is intended for the development of a state-of-the-art medical campus that will benefit the residents of Santa Paula and Ventura County as a whole. "Lot 1" is to be dedicated to medical office buildings. "Lot 2" to an acute care hospital. This entire

area is projected to be the Harvest Medical Pavilion. The project may also include a community college campus, a hotel, and apartments. The proximity to this medical campus will be another lure for Harvest at Limoneira, ensuring the long-term success of this housing project.

In the last year, we are happy to announce an additional 121 homesite closings with Lennar and Richmond American Homes—two of the country's largest homebuilders. Lennar purchased 50 homesites, bringing their total of purchased homesites to 313 residential homesites within Phase 1 at Harvest. This will be a continuation of Lennar's closed-out Lavender community located within Harvest. The Lavender continuation will include three unique floor plans with three distinct architectural elevations. Richmond American Homes purchased 71 homesites, bringing their purchased total to 209 residential homesites within Phase 1 at Harvest, and this will be a continuation of Richmond American Home's closed-out Willow community located within Harvest. The Willow continuation will include four unique floor plans with four distinct architectural elevations. This means we have successfully closed 707 residential unit sales, officially completing Phase 1 at Harvest. Phase 2 is underway as we continue negotiations with a projected 554 additional units. Throughout the life of the project, it is expected that approximately 1,500 total residential units will be built and sold.



Harvest at Limoneira



Climate Smart Lemons



Continuing our 130-year tradition of innovation, Limoneira launched its newest campaign, Climate Smart Lemons™. "Before the world began thinking of regenerative agriculture, Limoneira has been dedicated to ensuring that each generation can continue growing a sustainable lemon," said Harold S. Edwards, President & CEO, "At the core, our growers and trees are Rooted in Tradition, Thriving through Technology."

Climate Smart Lemons™ not only highlights Limoneira's commitment to a sustainable future, but it also showcases all the work that goes into creating a high-quality fruit. The campaign's key features, which include multiple new packaging that will be plastic-free and/or biodegradable, focus on the different growers that are paragons of sustainable farming practices, and informative content centered on consumer education. This campaign is our pledge to both sustainability and transparency, where the consumer is able to see behind the curtain into the meticulous work underpinning the creation of premium fruit. Climate Smart Lemons™ also feature key partners that share a sense of responsibility to the environment and supply chain initiatives because sustainability continues after the fruit is picked.

Unique from our other campaigns, Climate Smart Lemons™ is a pledge towards a more sustainable and resilient future. Being able to grow premium citrus for over 130 years is not a fluke, but rather proof that successful growing requires being thoughtful and forward-thinking. From decisions in the early 1900s to being a founding member of the oldest operating insectary in the county to the recent focus on creating ways to grow in water-scarce areas, Limoneira remains committed to longevity in the land.

To stay updated on the campaign, follow us on Instagram (@LimoneiraCo) and LinkedIn, where we post weekly features and highlights of Limoneira's past and current sustainability efforts.



The background of the entire page is a dark, monochromatic illustration of lime leaves and slices. The leaves are detailed with fine lines showing their veins, and the slices are arranged in a circular pattern around the central text. The overall aesthetic is clean and natural.

LIMONEIRA®
1893

Heritage History Legacy™

Limoneira Company • 1141 Cummings Road, Santa Paula, CA 93060
Phone: 805.525.5541 • Fax: 805.525.8211 • www.Limoneira.com

